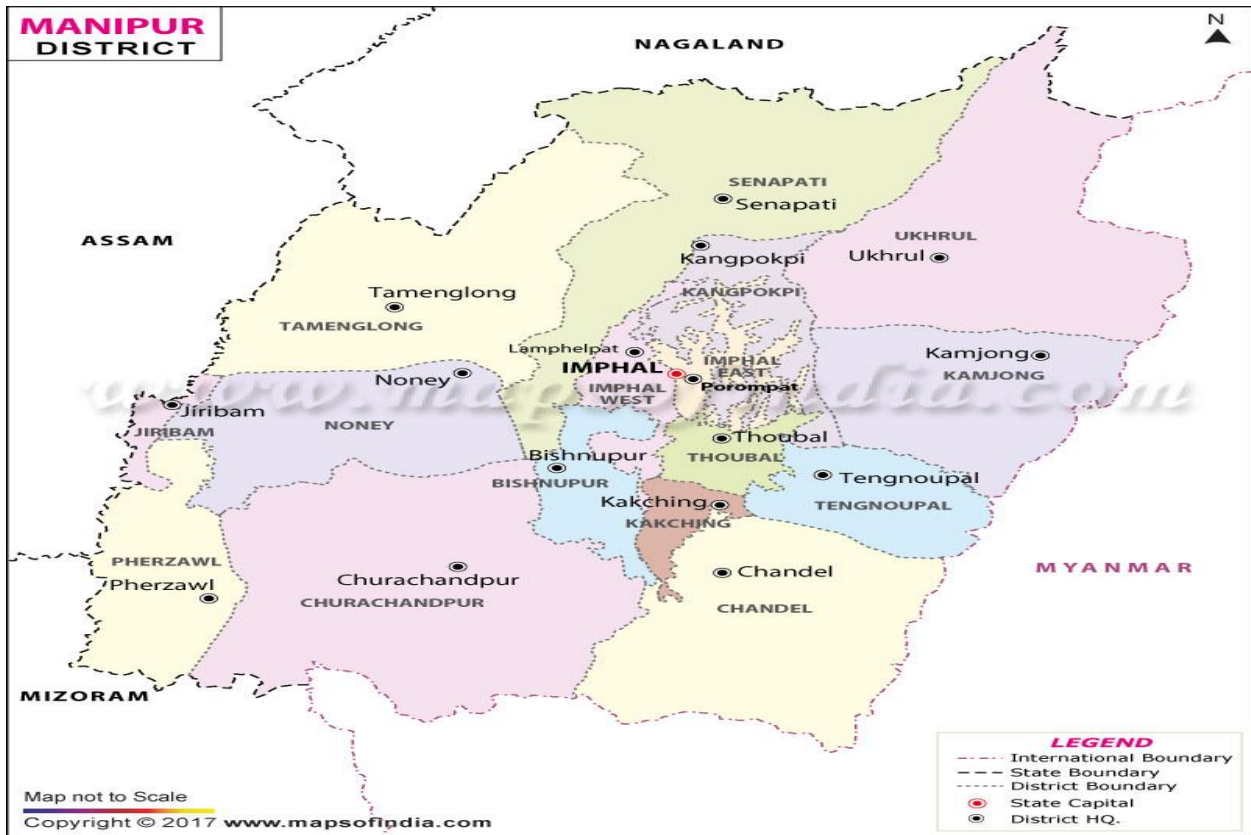


MANIPUR STATE PROFILE

The word Manipur is derived from two words, “Mani” meaning ‘Jewel’ and “Pur” meaning “City or Place”. Pandit Jawaharlal Nehru called Manipur the ‘Jewel of India’ while Lord Irwin described it as the Switzerland of India’. It is bounded by Nagaland to the north, Mizoram to the south, and Assam to the west, Myanmar (Sagaing Region and Chin State) lies to its east. The state covers an area of 22,327 square kilometres (8,621 sq miles) and as per Census 2011, it has a population of 28.56 Lakhs. The rural and urban population is 70.79% and 29.21%, respectively. Sex Ratio in Manipur is 985 i.e. for each 1000 male. Manipur has been at the crossroads of Asian economic and cultural exchange for more than 2,500 years. It has long connected the Indian subcontinent to Southeast Asia, China (or East Asia), Siberia, Micronesia and Polynesia, enabling migration of people, cultures, and religions.

Districts of Manipur



1. Bishnupur	5. Imphal West	9. Kangpokpi	13. Tamenglong
2. Chandel	6. Jiribam	10. Noney	14. Tengnoupal
3. Churachandpur	7. Kakching	11. Pherzawl	15. Thoubal
4. Imphal East	8. Kamjong	12. Senapati	16. Ukhrul

Manipur State

Selected Economic Indicators.

Sl. No.	Items	Ref. Year	Unit	Particulars
1.	Geographical Area	2011 Census	'000 Sq. Km.	22.327
2.	Population	2011 Census	Lakh No.	28.56
3.	Density	-do-	Persons per Sq. Km.	128
4.	Sex Ratio	-do-	Females per '000 Males	985
5.	Percentage of Urban Population to the total population	-do-	Percentage	29.21
6.	Average Annual Exponential Growth Rate	2001-2011	-do-	2.19
7.	Population Below Poverty Line (As per Planning Commission estimates)	1999-2000	-do-	36.9
8.	Literacy rate : (i) Persons (ii) Male (iii) Female	2011 Census	-do-	i) 76.94 ii) 83.58 iii) 70.26
9.	Gross State Domestic Product (GSDP) at factor cost : (i) At Market prices(2024-2025)	2024-2025	Rs. in Lakhs	5214376
10.	Net State Domestic Product (NSDP) at factor cost (i) At Market prices(2024-2025)	-do-	-do-	4641941
11.	Per Capita NSDP (i) At Market prices(2024-2025)	-do-	In Rs.	142086
12.	Index of Agricultural Production (Base: Triennium ending =100)	2021-2022 (Provisional)	'000 tonnes	463.46
13.	Total cropped area	2023-2024	'000 hectares	87.32
14.	Net area sown	-do-	-do-	191.46
15.	Index of Industrial Production (Base :)	2021-2022	General Index	106.7
16.	Post office per lakh population	2025 (March)	No.	25
17.	Avg. Population per Bank Branch	2025 (June)	Nos.	10460
18.	Employment on organised sector			
19.	(i) Public Sector	As on 31 st March, 2011	Lakhs	0.76
20.	(ii) Private Sector	As on 31 st March, 2011	Lakhs	0.03

District-wise Population, Sex-ratio, Density etc (As per 2011 Census).

Sl. No.	DISTRICT	Population	Sex Ratio per '000 males	Density per Sq. Km.	Scheduled Caste			Scheduled Tribe		
					Total	Male	Female	Total	Male	Female
1	KAKCHING	4,22,168	998	708	33,969	16,640	17,329	4,274	2,200	2,074
2.	THOUBAL									
3	TENGNUPAL	1,44,182	981	36	210	107	103	1,08,779	54,692	54,087
4.	CHANDEL									
5	PHERZAWL	2,74,143	944	50	205	179	26	2,12,482	1,07,002	1,05,480
6.	CHURACHANDPUR									
7	KANGPOKPI	4,79,148	935	87	238	143	95	1,22,791	61,785	61,006
8.	SENAPATI									
9.	IMPHAL WEST	5,14,683	1004	856	13,276	6,646	6,630	21,118	10,478	10,640
10	JIRIBAM	4,56,113	991	557	10,409	5,374	5,035	24,712	12,382	12330
11.	IMPHAL EAST									
12.	BISHNUPUR	2,40,363	993	420	1,727	842	885	6,143	3,064	3,079
13	NONEY	1,40,651	922	25	3	X	3	1,06,349	54,020	52,329
14.	TAMENGLONG									
15	KAMJONG	1,83,998	916	31	210	X	X	1,34,493	68,696	65,797
16.	UKHRUL									
TOTAL		28,55,794	8684	2770	60,247	29,931	30,106	56,247	2,67,317	2,61,342

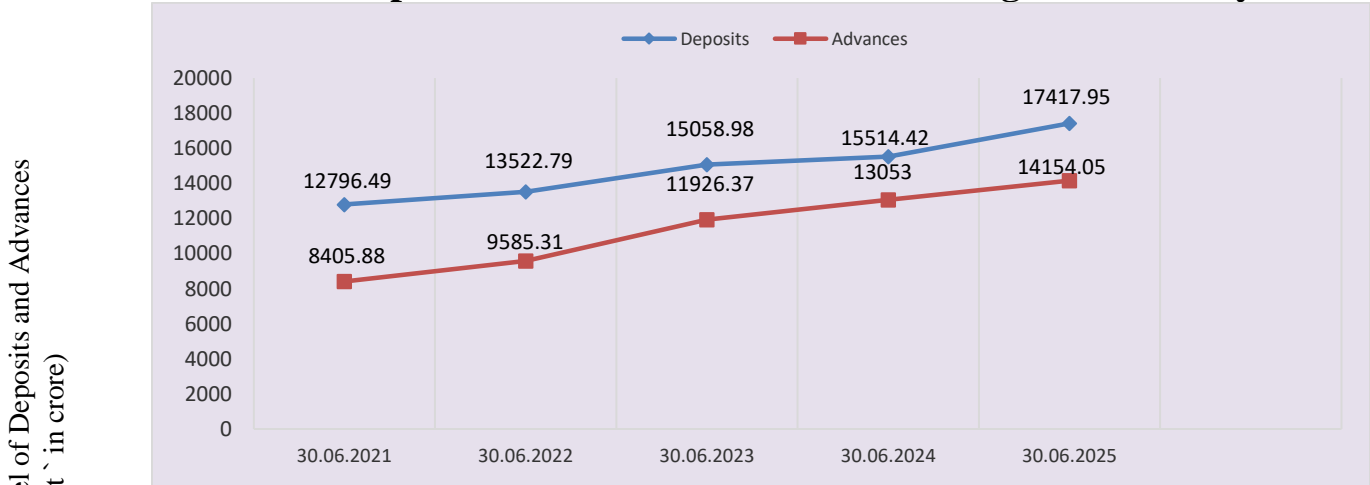
**** Information collected from respective state Govt. website...**

MANIPUR STATE: ACHIEVEMENT VERSUS NATIONAL NORMS

As on 30.06.2025

PARAMETERS	NATIONAL NORMS (%)	State Position (%)
C D RATIO	60	81
CREDIT + INV. : DEPOSIT RATIO	60	94
PRI. SECTOR ADV. TO TOTAL ADV.	40	28
AGL. ADV. TO TOTAL PRI. SECTOR ADV.	18	30

Chart Level of Deposits and Credits in the state during the last five years



Level of Deposits and Advances
(Amt` in crore)

LEVEL OF AGL ADVANCES IN THE STATE DURING THE LAST FIVE YEARS

Level of AGL Advances (in Crs)

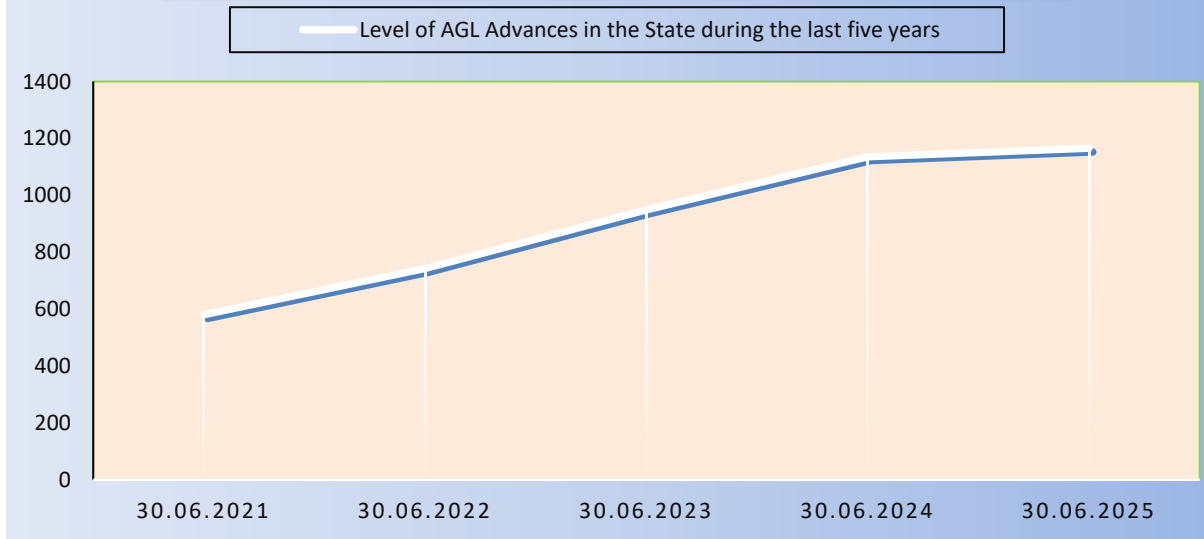


Figure 1

Manipur: Details of Banking Profile for FY (2025-26) as on 30.06.2025

Amount Rs in Lakhs								
Profile	Public. Bank	Private. Bank	RRBs	Co-op Banks	Small Finance Bank	Payment Banks	NEDFi / RIDF	Total
Branch Network	161	55	27	15	6	9	0	273
Aggregate Deposit(D)	1246557.3	378395.22	55758.46	54010.36	7074	0	0	1741795
Total Advances inc. Credit Utilize	1151633.08	204887.7	30956.24	27634.71	2522.4	0	0	1417634
CD Ratio (CDR2)	92.39	54.15	55.52	51.17	35.66	0	0	81.39
Priority Sector (PS) Advances	401718.45	68859.53	24084.43	25428	2306.29	0	0	520090.4
% to Total Advances	34.88	33.61	77.8	92.01	100	0	0	36.69
Adv. to Agriculture (PS)	188893.32	22357.39	12470.1	18042.3	46.8	0	0	241809.9
% to Total Priority Sector Advances	16.4	10.91	40.28	65.29	1.86	0	0	17.06
Adv. to MSME Sector (PS)	137279.41	41384.15	8510.77	4813.11	2259.49	0	0	194246.9
% to Total Advances	11.92	20.2	27.49	17.42	89.58	0	0	13.7
Adv. to Other Priority Sector (PS)	75545.72	5117.99	3103.56	2572.59	0	0	0	86339.86
% to Total Advances	6.56	2.5	10.03	9.31	0	0	0	6.09

**Bankwise Position of Branches / ATM / Banking Outlets / BC
Report of Manipur in the FY-2025-2026 as on date 30.06.2025**

Sl No.	Bank Name	ATM			Total ATM	Branch			Total Branch	B/C		
		ATM Rural	ATM Semi-Urban	ATM Urban		Branch Rural	Branch Semi-Urban	Branch Urban		B/C Total	B/C Fix	B/C Other
1	BOB	13	0	3	16	9	0	7	16	31	0	31
2	BOI	4	1	2	7	3	2	1	6	7	7	0
3	BOM	0	2	0	2	0	2	1	3	0	0	0
4	CAN	1	1	0	2	3	2	2	7	12	12	0
5	CBI	1	1	2	4	4	2	2	8	14	0	14
6	IND	0	2	1	3	3	1	1	5	7	7	0
7	IOB	0	1	2	3	1	1	1	3	4	4	0
8	PNB	5	5	15	25	8	8	7	23	227	0	227
9	PSB	3	2	1	6	3	2	1	6	0	0	0
10	SBI	101	41	91	233	43	15	9	67	184	184	0
11	UCO	6	4	2	12	8	4	3	15	10	10	0
12	UNI	0	1	1	2	0	1	1	2	4	4	0
Public	Total	134	61	120	315	85	40	36	161	500	228	272
1	AXIS	2	5	8	15	2	5	4	11	138	0	138
2	BAND	0	0	1	1	3	3	3	9	0	0	0
3	HDFC	4	5	7	16	5	4	6	15	93	89	4
4	ICICI	4	2	8	14	4	2	4	10	0	0	0
5	IDBI	4	0	2	6	4	0	1	5	0	0	0
6	INDUS	1	0	2	3	2	0	2	4	0	0	0
7	YES	0	0	1	1	0	0	1	1	2361	0	2361
Private	Total	15	12	29	56	20	14	21	55	2592	89	2503
1	SSFB	0	0	0	0	1	3	2	6	0	0	0
Small FB	Total	0	0	0	0	1	3	2	6	0	0	0
1	APBL	0	0	0	0	0	0	0	0	2277	2277	0
2	IPPB	0	0	0	0	5	3	1	9	393	393	0
Payment B	Total	0	0	0	0	5	3	1	9	2670	2670	0
1	MRB	0	0	0	0	16	10	1	27	161	161	0
RRB	Total	0	0	0	0	16	10	1	27	161	161	0
1	MSCB	6	8	3	17	6	8	1	15	0	0	0
Grand	Total	155	81	152	388	133	78	62	273	5923	3148	2775

District wise Branches / ATM / Banking Outlets / BC report of Manipur in the FY2025-2026 as on date 30.06.2025

SI No.	Bank Name	ATM			Total ATM	Branch			Total Branch	B/C		
		ATM Rural	ATM Semi-Urban	ATM Urban		Branch Rural	Branch Semi-Urban	Branch Urban		B/C Total	B/C Fix	B/C Other
1	BISHNUPUR	3	13	0	16	4	19	0	23	446	420	26
2	CHANDEL	5	0	0	5	4	0	0	4	29	29	0
3	CHURACHANDPUR	26	3	0	29	21	3	0	24	84	43	41
4	IMPHALEAST	49	4	10	63	29	3	8	40	543	499	44
5	IMPHALWEST	35	5	142	182	14	12	54	80	3492	1035	2457
6	JIRIBAM	1	1	0	2	4	1	0	5	22	14	8
7	KAKCHING	1	17	0	18	1	11	0	12	108	76	32
8	KAMJONG	1	0	0	1	1	0	0	1	4	4	0
9	KANGPOKPI	9	0	0	9	15	0	0	15	24	16	8
10	NONEY	2	0	0	2	7	0	0	7	24	24	0
11	PHERZAWL	0	0	0	0	0	0	0	0	1	1	0
12	SENAPATI	16	0	0	16	16	2	0	18	23	10	13
13	TAMENGLONG	0	2	0	2	2	4	0	6	47	30	17
14	TENGNOUNPAL	2	4	0	6	3	4	0	7	69	16	53
15	THOUBAL	2	26	0	28	8	13	0	21	847	795	52
16	UKHRUL	3	6	0	9	4	6	0	10	160	136	24
Grand Total		155	81	152	388	133	78	62	273	5923	3148	2775

**Bank Wise Business and Credit Deposit Ratio of Manipur as on date
30.06.2025**

(Amount in Rs.Lakhs)

Sl No.	Bank Name	Deposit Amount (D)	Advances Amount (A)	Credit Utilize (CU)	Total Credit (TC=A+CU)	CDR1	CDR2	Investment Amount (I)	TC + I	CDR3
1	BOB	115104.66	91174.8	0	91174.8	79.21	79.21	0	91174.8	79.21
2	BOI	17937.59	42372.35	0	42372.35	236.22	236.22	0	42372.35	236.22
3	BOM	9480.93	11294.13	2060	13354.13	119.12	140.85	0	13354.13	140.85
4	CAN	21462	20800	0	20800	96.92	96.92	0	20800	96.92
5	CBI	25862.1	16211.1	62.68	16273.78	62.68	62.93	0	16273.78	62.93
6	IND	23923.89	20877.55	0	20877.55	87.27	87.27	0	20877.55	87.27
7	IOB	13902.6	14206.14	0	14206.14	102.18	102.18	0	14206.14	102.18
8	PNB	233493.63	156767.25	0	156767.25	67.14	67.14	0	156767.25	67.14
9	PSB	23358	15848	0	15848	67.85	67.85	0	15848	67.85
10	SBI	719432.19	719232.09	0	719232.09	99.97	99.97	183470	902702.09	125.47
11	UCO	37293.6	35215.97	0	35215.97	94.43	94.43	0	35215.97	94.43
12	UNI	5306.11	5511.02	0	5511.02	103.86	103.86	0	5511.02	103.86
Pub	Total	1246557.3	1149510.4	2122.68	1151633.1	92.21	92.39	183470	1335103.1	107.1
1	AXIS	90316.42	58279.85	0	58279.85	64.53	64.53	0	58279.85	64.53
2	BAND	11545.21	2860.14	0	2860.14	24.77	24.77	0	2860.14	24.77
3	HDFC	149696.7	48943.17	0	48943.17	32.69	32.69	0	48943.17	32.69
4	ICICI	102048.71	76730.81	0	76730.81	75.19	75.19	0	76730.81	75.19
5	IDBI	14827	12592.82	0	12592.82	84.93	84.93	0	12592.82	84.93
6	INDUS	6742.78	476.98	0	476.98	7.07	7.07	0	476.98	7.07
7	YES	3218.4	4897.93	106	5003.93	152.19	155.48	0	5003.93	155.48
Priv	Total	378395.22	204781.7	106	204887.7	54.12	54.15	0	204887.7	54.15
1	SSFB	7074	2522.4	0	2522.4	35.66	35.66	0	2522.4	35.66
Small FB	Total	7074	2522.4	0	2522.4	35.66	35.66	0	2522.4	35.66
1	MRB	55758.46	30956.24	0	30956.24	55.52	55.52	13179.88	44136.12	79.16
RRB	Total	55758.46	30956.24	0	30956.24	55.52	55.52	13179.88	44136.12	79.16
1	MSCB	54010.36	27634.71	0	27634.71	51.17	51.17	38709.33	66344.04	122.84
Co-op	Total	54010.36	27634.71	0	27634.71	51.17	51.17	38709.33	66344.04	122.84
Banks	Total	1741795.3	1415405.5	2228.68	1417634.1	81.26	81.39	235359.2	1652993.3	94.9

**District wise Position of DEPOSITS, ADVANCES , CD RATIO Report of Manipur as on date
30.06.2025 (Excluding NEDFi,RIDF & Credit Utilize figures)**

(Amount in Rs. Lakhs)

Sl No.	District Name	Dep Rural	Dep Semi-Urban	Dep Urban	Total Deposit	Adv Rural	Adv Semi-Urban	Adv Urban	Total Advances	CDR Rural	CDR Semi Urban	CDR Urban	Overall CD Ratio
1	BISHNUPUR	2959.36	49236.59	0	52195.95	7347.62	60662.73	3949.69	71960.04	248.28	123.21		137.87
2	CHANDEL	15268.92	0	0	15268.92	21857.62	18.35	145.35	22021.32	143.15			144.22
3	CHURACHANDPUR	137578	5394.62	0	142972.59	110207.7	2616.77	1236.47	114060.96	80.11	48.51		79.78
4	IMPHALEAST	150236.8	14546.7	73760.61	238544.08	112362.9	7915.73	53129.56	173408.15	74.79	54.42	72.03	72.69
5	IMPHALWEST	37298.33	51680.96	913910.53	1002889.8	40936.65	62681.88	622443	726061.54	109.75	121.29	68.11	72.4
6	JIRIBAM	14091.67	200.42	0	14292.09	5362.82	222.87	0	5585.69	38.06	111.2		39.08
7	KAKCHING	1054.18	28789.24	0	29843.42	1487.19	44347.94	0	45835.13	141.08	154.04		153.59
8	KAMJONG	1360.75	0	0	1360.75	1685	0	0	1685	123.83			123.83
9	KANGPOKPI	46865.39	0	0	46865.39	37251.32	0	0	37251.32	79.49			79.49
10	NONEY	9680.63	0	0	9680.63	4595.36	0	0	4595.36	47.47			47.47
11	PHERZAWL	6.56	0	0	6.56	0	0	0	0	0			0
12	SENAPATI	57422.16	1548.08	0	58970.24	52076.38	1106.26	0	53182.64	90.69	71.46		90.19
13	TAMENGLONG	998.73	15025.72	0	16024.45	357.22	11694.83	0	12052.05	35.77	77.83		75.21
14	TENGNUPAL	6305.02	6864.7	0	13169.72	13276.02	4309.33	0	17585.35	210.56	62.78		133.53
15	THOUBAL	11580.15	48754.34	0	60334.49	18156.51	79308.81	5453.48	102918.8	156.79	162.67		170.58
16	UKHRUL	2415.42	38203.93	0	40619.35	4368.25	22833.85	0	27202.1	180.85	59.77		66.97
Grand Total		495122	260245.3	987671.14	1743038.5	431328.5	297719.4	686357.6	1415405.5	87.12	114.4	69.49	81.2

Bank-wise ACP (Priority Sector) OUTSTANDING Report of Manipur as on date 30.06.2025

(Amount in Rs. Lakhs)

Sl No.	Bank Name	Total Agri (PS) O/S No.	Total Agri (PS) O/S Amt.	Total MSME (PS) O/S No.	Total MSME (PS) O/S Amt.	Total Other PS O/S No.	Total Other PS O/S Amt.	Total PS O/S No.	Total PS O/S Amt.
1	BOB	2238	6314.89	3260	15865.15	372	2807.36	5870	24987.4
2	BOI	7269	20474.63	1556	4880.2	354	3453.89	9179	28808.72
3	BOM	227	1053.75	314	4448.29	83	1182.03	624	6684.07
4	CAN	2526	129530.6	1434	4985.42	238	1511.5	4198	136027.6
5	CBI	1057	1837.22	1981	9283.44	62	344.64	3100	11465.3
6	IND	411	514.17	1112	8898.34	56	613.38	1579	10025.89
7	IOB	742	1134.51	815	5127.05	143	2847.9	1700	9109.46
8	PNB	11740	10133.93	4928	15542.23	1220	13235.31	17888	38911.47
9	PSB	220	460.06	1037	5062.18	180	1785.52	1437	7307.76
10	SBI	7811	14915.98	10219	55667.43	3165	41893.93	21195	112477.3
11	UCO	1987	2327.53	3860	7101.12	1405	5788.25	7252	15216.9
12	UNI	66	196.02	131	418.56	11	82.01	208	696.59
Pub	Total	36294	188893.3	30647	137279.4	7289	75545.72	74230	401718.5
1	AXIS	1290	8060.76	951	9663.61	531	310.67	2772	18035.04
2	BAND	181	58.94	2462	732.63	2201	541.56	4844	1333.13
3	HDFC	1114	3934.86	947	12142.63	9184	2069.8	11245	18147.29
4	ICICI	3737	9723.67	317	16631.81	52	583.62	4106	26939.1
5	IDBI	164	579.16	245	2085.53	142	1612.34	551	4277.03
6	INDUS	0	0	0	0	0	0	0	0
7	YES	0	0	4	127.94	0	0	4	127.94
Priv	Total	6486	22357.39	4926	41384.15	12110	5117.99	23522	68859.53
1	SSFB	83	46.8	2180	2259.49	0	0	2263	2306.29
Small FB	Total	83	46.8	2180	2259.49	0	0	2263	2306.29
1	MRB	17198	12470.1	9234	8510.77	206	3103.56	26638	24084.43
RRB	Total	17198	12470.1	9234	8510.77	206	3103.56	26638	24084.43
1	MSCB	6082	18042.3	2646	4813.11	1190	2572.59	9918	25428
Grand	Total	66143	241809.9	49633	194246.9	20795	86339.86	136571	522396.7

District-wise ACP (Priority Sector) OUTSTANDING Report of Manipur as on date 30.06.2025 (Excluding RIDF & NEDFi)

(Amount in Rs. Lakhs)

Sl No.	District Name	Total Agri (PS) O/S No.	Total Agri (PS) O/S Amt.	Total MSME (PS) O/S No.	Total MSME (PS) O/S Amt.	Total Other PS O/S No.	Total Other PS O/S Amt.	Total PS O/S No.	Total PS O/S Amt.
1	BISHNUPUR	10126	12576.01	4349	7800.25	2008	5778.15	16483	26154.41
2	CHANDEL	245	177.15	586	770.83	150	1227.29	981	2175.27
3	CHURACHANDPUR	3846	4215.93	2627	11880.59	873	8307.75	7346	24404.27
4	IMPHALEAST	9373	140987.8	8698	24221.11	5748	10530.8	23819	175739.7
5	IMPHALWEST	24255	55482.01	18030	115380.2	6559	39936.33	48844	210798.5
6	JIRIBAM	113	184.45	136	329.56	115	130.1	364	644.11
7	KAKCHING	3174	5560.02	2777	5526.07	672	3810.19	6623	14896.28
8	KAMJONG	20	40.87	109	67.18	0	0	129	108.05
9	KANGPOKPI	1114	1032.14	1118	3317.41	176	2062.66	2408	6412.21
10	NONEY	618	616.66	360	567.4	5	34.36	983	1218.42
11	PHERZAWL	0	0	0	0	0	0	0	0
12	SENAPATI	2215	2075.92	2009	6994.69	532	3442.96	4756	12513.57
13	TAMENGLONG	306	251.6	482	1034.54	18	97.32	806	1383.46
14	TENGNOUNPAL	692	861.19	1151	1356.04	65	879.9	1908	3097.13
15	THOUBAL	9112	16695.03	5844	12229.05	3695	9871.33	18651	38795.41
16	UKHRUL	934	1053.11	1357	2772.03	179	230.72	2470	4055.86
Grand Total		66143	241809.9	49633	194246.9	20795	86339.86	136571	522396.7

Segregation of Advances in Manipur as on date 30.06.2025

(Amount in Rs. Lakhs)

Sl No.	Bank Name	Priority Sector Advance (PSA)	Non Priority Sector Advance	Total Advance	Weaker Sector Advance (WSA)	PSA to Tot. Adv (%)	WSA to PSA (%)	WSA to Tot. Adv (%)
1	BOB	24987.4	66188	91175	6619.19	27.41	26.49	7.26
2	BOI	28808.72	13563	42372	19432.66	67.99	67.45	45.86
3	BOM	6684.07	4610	11294	18.05	59.18	0.27	0.16
4	CAN	136027.6	-115228	20800	7635.07	653.98	5.61	36.71
5	CBI	11465.3	4746	16211	2434.26	70.73	21.23	15.02
6	IND	10025.89	10852	20878	1568.41	48.02	15.64	7.51
7	IOB	9109.46	5097	14206	264.22	64.12	2.9	1.86
8	PNB	38911.47	117856	156767	59208.63	24.82	152.16	37.77
9	PSB	7307.76	8540	15848	188.28	46.11	2.58	1.19
10	SBI	112477.3	606755	719232	44584.35	15.64	39.64	6.2
11	UCO	15216.9	19999	35216	6630.85	43.21	43.58	18.83
12	UNI	696.59	4814	5511	1089.65	12.64	156.43	19.77
Pub	Total	401718.5	747792	1149510	149673.6	34.95	37.26	13.02
1	AXIS	18035.04	40245	58280	8740.57	30.95	48.46	15
2	BAND	1333.13	1527	2860	1311.72	46.61	98.39	45.86
3	HDFC	18147.29	30796	48943	4985.15	37.08	27.47	10.19
4	ICICI	26939.1	49792	76731	10216.21	35.11	37.92	13.31
5	IDBI	4277.03	8316	12593	2233.38	33.96	52.22	17.74
6	INDUS	0	477	477	0	0		0
7	YES	127.94	4770	4898	99.98	2.61	78.15	2.04
Priv	Total	68859.53	135923	204782	27587.01	33.63	40.06	13.47
1	SSFB	2306.29	216	2522	179.43	91.45	7.78	7.11
Small FB	Total	2306.29	216	2522	179.43	91.45	7.78	7.11
1	MRB	24084.43	6872	30956	12863.02	77.8	53.41	41.55
RRB	Total	24084.43	6872	30956	12863.02	77.8	53.41	41.55
1	MSCB	25428	2207	27635	8897.46	92.01	34.99	32.2
Grand	Total	522396.7	893010	1415405	199200.5	36.91	38.13	14.07

Bankwise Progress under Agri (PS) Outstanding Report of Manipur as on date 30.06.2025

(Amount in Rs. Lakhs)

Sl No.	Bank Name	Farm Credit Crop No	Farm Credit Crop Amt	Farm Credit Term Loan No	Farm Credit Term Loan Amt	Agri Infra No	Agri Infra Amt	Ancillary No	Ancillary Amt	Agri Total O/S No.	Agri Total O/S Amount
1	BOB	1151	3232.42	851	1931.17	10	43.09	226	1108.21	2238	6314.89
2	BOI	430	301.86	6637	19766.83	0	0	202	405.94	7269	20474.63
3	BOM	4	15.79	2	8.33	0	0	221	1029.63	227	1053.75
4	CAN	2023	3370.36	426	786.21	3	125158.7	74	215.34	2526	129530.6
5	CBI	441	259.3	614	1556.02	0	0	2	21.9	1057	1837.22
6	IND	365	245.93	40	178.81	0	0	6	89.43	411	514.17
7	IOB	205	241.71	303	511.22	0	0	234	381.58	742	1134.51
8	PNB	10267	6648.46	1053	2595.2	14	42.52	406	847.75	11740	10133.93
9	PSB	90	229.23	130	230.83	0	0	0	0	220	460.06
10	SBI	5645	7578.33	1738	4821.37	0	0	428	2516.28	7811	14915.98
11	UCO	1351	1275.01	629	1003.2	1	5.74	6	43.58	1987	2327.53
12	UNI	26	68.59	23	45.73	0	0	17	81.7	66	196.02
Pub	Total	21998	23466.99	12446	33434.92	28	125250.1	1822	6741.34	36294	188893.3
1	AXIS	196	3035.95	1094	5024.81	0	0	0	0	1290	8060.76
2	BAND	0	0	70	23.83	0	0	111	35.11	181	58.94
3	HDFC	178	666.81	931	2807.94	1	0.9	4	459.21	1114	3934.86
4	ICICI	2	5.66	3733	9466.58	0	0	2	251.43	3737	9723.67
5	IDBI	68	189.08	59	189.1	0	0	37	200.98	164	579.16
6	INDUS	0	0	0	0	0	0	0	0	0	0
7	YES	0	0	0	0	0	0	0	0	0	0
Priv	Total	444	3897.5	5887	17512.26	1	0.9	154	946.73	6486	22357.39
1	SSFB	0	0	68	46.8	0	0	15	0	83	46.8
Small FB	Total	0	0	68	46.8	0	0	15	0	83	46.8
1	MRB	9805	4650.35	4777	6059.49	16	21.79	2600	1738.47	17198	12470.1
RRB	Total	9805	4650.35	4777	6059.49	16	21.79	2600	1738.47	17198	12470.1
1	MSCB	1597	790.43	4484	7251.87	0	0	1	10000	6082	18042.3
Grand	Total	33844	32805.27	27662	64305.34	45	125272.8	4592	19426.54	66143	241809.9

Districtwise Progress under Agri (PS) OUTSTANDING Report of Manipur as on date 30.06.2025(Excluding RIDF)

(Amount in Rs.Lakhs)

Sl No.	District Name	Farm Credit Crop No	Farm Credit Crop Amt	Farm Credit Term Loan No	Farm Credit Term Loan Amt	Agri Infra No	Agri Infra Amt	Ancillary No	Ancillary Amt	Agri Total O/S No.	Agri Total O/S Amount
1	BISHNUPUR	5693	3903.86	3880	8376.16	3	7.76	550	288.23	10126	12576.01
2	CHANDEL	206	127.98	35	42.77	0	0.00	4	6.40	245	177.15
3	CHURACHANDPUR	2601	2226.96	1151	1499.38	0	0.00	94	489.59	3846	4215.93
4	IMPHALEAST	2830	2986.91	5240	10897.85	12	125187.28	1291	1915.78	9373	140987.82
5	IMPHALWEST	13548	15285.15	9033	25192.50	15	56.88	1659	14947.48	24255	55482.01
6	JIRIBAM	68	30.40	32	57.42	0	0.00	13	96.63	113	184.45
7	KAKCHING	1277	2025.05	1698	3308.69	7	4.91	192	221.37	3174	5560.02
8	KAMJONG	15	15.16	0	0.00	0	0.00	5	25.71	20	40.87
9	KANGPOKPI	897	566.03	159	303.57	0	0.00	58	162.54	1114	1032.14
10	NONEY	199	138.65	402	359.08	0	0.00	17	118.93	618	616.66
11	PHERZAWL	0	0.00	0	0.00	0	0.00	0	0.00	0	0.00
12	SENAPATI	1856	1325.34	291	631.94	0	0.00	68	118.64	2215	2075.92
13	TAMENGLONG	173	129.12	107	81.69	0	0.00	26	40.79	306	251.60
14	TENGNOUNPAL	203	112.55	426	589.39	0	0.00	63	159.25	692	861.19
15	THOUBAL	3670	3359.17	4917	12581.01	4	7.13	521	747.72	9112	16695.03
16	UKHRUL	608	572.94	291	383.89	4	8.80	31	87.48	934	1053.11
Grand	Total	33844	32805.27	27662	64305.34	45	125272.76	4592	19426.54	66143	241809.91

Bankwise Progress under MSME (PS) Outstanding Report of Manipur as on date 30.06.2025

(Amount in Rs. Lakhs)

SI No.	Bank Name	Micro No.	Micro Amt.	Small No.	Small Amt.	Medium No.	Medium Amt.	Other MSME No.	Other MSME Amt.	MSME Total O/S No.	MSME Total O/S Amount
1	BOB	3242	14597.88	17	1267.27	1	0	0	0	3260	15865.15
2	BOI	1545	4428.82	5	370.53	6	80.85	0	0	1556	4880.2
3	BOM	305	1525.67	7	2917.6	0	0	2	5.02	314	4448.29
4	CAN	1360	4649.85	46	191.58	3	1.81	25	142.18	1434	4985.42
5	CBI	1806	6940.45	25	1757.05	1	30.43	149	555.51	1981	9283.44
6	IND	1080	6367.33	32	2531.01	0	0	0	0	1112	8898.34
7	IOB	812	2816.73	3	2310.32	0	0	0	0	815	5127.05
8	PNB	4496	12115.11	421	3213.1	11	214.02	0	0	4928	15542.23
9	PSB	1013	4829.66	19	195.05	3	15.39	2	22.08	1037	5062.18
10	SBI	10069	45976.64	137	9335.04	3	331.08	10	24.67	10219	55667.43
11	UCO	3845	6332.23	15	768.89	0	0	0	0	3860	7101.12
12	UNI	131	418.56	0	0	0	0	0	0	131	418.56
Pub	Total	29704	110998.9	727	24857.44	28	673.58	188	749.46	30647	137279.4
1	AXIS	853	5648.59	80	2703.57	18	1311.45	0	0	951	9663.61
2	BAND	2462	732.63	0	0	0	0	0	0	2462	732.63
3	HDFC	866	8458.16	80	3679.21	1	5.26	0	0	947	12142.63
4	ICICI	209	6513.56	103	9239.29	5	878.96	0	0	317	16631.81
5	IDBI	242	1838.59	3	246.94	0	0	0	0	245	2085.53
6	INDUS	0	0	0	0	0	0	0	0	0	0
7	YES	4	127.94	0	0	0	0	0	0	4	127.94
Priv	Total	4636	23319.47	266	15869.01	24	2195.67	0	0	4926	41384.15
1	SSFB	1775	1916.6	0	0	0	0	405	342.89	2180	2259.49
Small FB	Total	1775	1916.6	0	0	0	0	405	342.89	2180	2259.49
1	MRB	9234	8510.77	0	0	0	0	0	0	9234	8510.77
RRB	Total	9234	8510.77	0	0	0	0	0	0	9234	8510.77
1	MSCB	2646	4813.11	0	0	0	0	0	0	2646	4813.11
Grand	Total	47995	149558.9	993	40726.45	52	2869.25	593	1092.35	49633	194246.9

Districtwise Progress under MSME (PS) OUTSTANDING Report of Manipur as on date 30.06.2025 (Excluding NEDFi)

(Amount in Rs.Lakhs)

Sl No.	District Name	Micro No.	Micro Amt.	Small No.	Small Amt.	Medium No.	Medium Amt.	Other MSME No.	Other MSME Amt.	MSME Total O/S No.	MSME Total O/S Amount
1	BISHNUPUR	4288	6874.38	26	849.97	1	9.38	34	66.52	4349	7800.25
2	CHANDEL	585	770.28	1	0.55	0	0	0	0	586	770.83
3	CHURACHANDPUR	2581	11026.57	29	791.53	1	32.83	16	29.66	2627	11880.59
4	IMPHALEAST	8434	20166.91	159	3896.91	12	54.67	93	102.62	8698	24221.11
5	IMPHALWEST	17076	78968.13	496	32935.09	30	2646	428	830.96	18030	115380.2
6	JIRIBAM	128	316.92	8	12.64	0	0	0	0	136	329.56
7	KAKCHING	2693	5102.28	83	420.92	1	2.87	0	0	2777	5526.07
8	KAMJONG	109	67.18	0	0	0	0	0	0	109	67.18
9	KANGPOKPI	1109	3253.57	9	63.84	0	0	0	0	1118	3317.41
10	NONEY	360	567.4	0	0	0	0	0	0	360	567.4
11	PHERZAWL	0	0	0	0	0	0	0	0	0	0
12	SENAPATI	1936	6694.05	64	218.15	3	62.92	6	19.57	2009	6994.69
13	TAMENGLONG	467	982.36	15	52.18	0	0	0	0	482	1034.54
14	TENGNUUPAL	1096	1318.86	53	35.63	1	0	1	1.55	1151	1356.04
15	THOUBAL	5784	10745.01	42	1381.99	3	60.58	15	41.47	5844	12229.05
16	UKHRUL	1349	2704.98	8	67.05	0	0	0	0	1357	2772.03
Grand Total		47995	149558.9	993	40726.45	52	2869.25	593	1092.35	49633	194246.9

**Bankwise Progress under Other Priority Sector (OPS) OUTSTANDING Report of Manipur as on date
30.06.2025**

(Amount in Rs. Lakhs)

Sl No.	Bank Name	Export No.	Export Amt.	Education PS No.	Education PS Amt.	Housing PS No.	Housing PS Amt.	Social Infra No.	Social Infra Amt.	Renewable No.	Renewable Amt.	Other PS No.	Other PS Amt.	OPS Total O/S No.	OPS Total O/S Amount
1	BOB	0	0	158	454.07	208	2336.7	0	0	6	16.59	0	0	372	2807.36
2	BOI	0	0	33	103.68	321	3350.21	0	0	0	0	0	0	354	3453.89
3	BOM	0	0	23	99.7	52	920.91	1	123.01	1	4.76	6	33.65	83	1182.03
4	CAN	0	0	160	847	76	663.3	0	0	0	0	2	1.2	238	1511.5
5	CBI	0	0	29	66.96	33	277.68	0	0	0	0	0	0	62	344.64
6	IND	0	0	24	122.61	32	490.77	0	0	0	0	0	0	56	613.38
7	IOB	0	0	7	66.04	136	2781.86	0	0	0	0	0	0	143	2847.9
8	PNB	0	0	93	405.71	1088	12827.23	0	0	2	1.4	37	0.97	1220	13235.31
9	PSB	0	0	12	36.98	168	1748.54	0	0	0	0	0	0	180	1785.52
10	SBI	0	0	545	2138.89	2526	39570.64	2	5.43	92	178.97	0	0	3165	41893.93
11	UCO	0	0	19	81.12	405	4123.35	0	0	0	0	981	1583.78	1405	5788.25
12	UNI	0	0	7	40.79	3	41.21	0	0	0	0	1	0.01	11	82.01
Pub	Total	0	0	1110	4463.55	5048	69132.4	3	128.44	101	201.72	1027	1619.61	7289	75545.72
1	AXIS	0	0	47	160.16	10	81.27	0	0	0	0	474	69.24	531	310.67
2	BAND	0	0	0	0	0	0	0	0	0	0	2201	541.56	2201	541.56
3	HDFC	0	0	1	2.64	819	925.68	0	0	0	0	8364	1141.48	9184	2069.8
4	ICICI	0	0	18	98.55	33	484.85	0	0	0	0	1	0.22	52	583.62
5	IDBI	0	0	37	108.9	105	1503.44	0	0	0	0	0	0	142	1612.34
6	INDUS	0	0	0	0	0	0	0	0	0	0	0	0	0	0
7	YES	0	0	0	0	0	0	0	0	0	0	0	0	0	0
Priv	Total	0	0	103	370.25	967	2995.24	0	0	0	0	11040	1752.5	12110	5117.99
1	SSFB	0	0	0	0	0	0	0	0	0	0	0	0	0	0
Small FB	Total	0	0	0	0	0	0	0	0	0	0	0	0	0	0
1	MRB	0	0	22	58.55	159	2913.26	6	108.6	15	5.7	4	17.45	206	3103.56
RRB	Total	0	0	22	58.55	159	2913.26	6	108.6	15	5.7	4	17.45	206	3103.56
1	MSCB	0	0	1	0.06	126	1892.42	0	0	0	0	1063	680.11	1190	2572.59
Grand	Total	0	0	1236	4892.41	6300	76933.32	9	237.04	116	207.42	13134	4069.67	20795	86339.86

Districtwise Progress under Other Priority Sector (OPS) OUTSTANDING Report of Manipur as on date 30.06.2025

(Amount in Rs.Lakhs)

Sl No.	District Name	Export No.	Export Amt.	Education PS No.	Education PS Amt.	Housing PS No.	Housing PS Amt.	Social Infra No.	Social Infra Amt.	Renewable No.	Renewable Amt.	Other PS No.	Other PS Amt.	OPS Total O/S No.	OPS Total O/S Amount
1	BISHNUPUR	0	0	36	103.12	446	4930.13	1	2.13	0	0	1525	742.77	2008	5778.15
2	CHANDEL	0	0	13	38.98	75	1116	0	0	0	0	62	72.31	150	1227.29
3	CHURACHANDPUR	0	0	96	239.01	558	7803.16	0	0	0	0	219	265.58	873	8307.75
4	IMPHALEAST	0	0	170	539.38	874	8888.96	1	18.47	7	13.98	4696	1070.01	5748	10530.8
5	IMPHALWEST	0	0	717	3289.11	2961	35413.61	5	189.4	101	184.09	2775	860.09	6559	39936.33
6	JIRIBAM	0	0	1	0.44	5	51.06	0	0	0	0	109	78.6	115	130.1
7	KAKCHING	0	0	29	70.66	221	3534.84	2	27.01	1	1.78	419	175.9	672	3810.19
8	KAMJONG	0	0	0	0	0	0	0	0	0	0	0	0	0	0
9	KANGPOKPI	0	0	16	67.16	124	1973.14	0	0	0	0	36	22.36	176	2062.66
10	NONEY	0	0	4	7.84	1	26.52	0	0	0	0	0	0	5	34.36
11	PHERZAWL	0	0	0	0	0	0	0	0	0	0	0	0	0	0
12	SENAPATI	0	0	53	205.06	195	3094.6	0	0	0	0	284	143.3	532	3442.96
13	TAMENGLONG	0	0	9	20.18	7	77.14	0	0	0	0	2	0	18	97.32
14	TENGNUPAL	0	0	4	24.9	58	829.98	0	0	0	0	3	25.02	65	879.9
15	THOUBAL	0	0	76	258.89	765	9101.53	0	0	7	7.57	2847	503.34	3695	9871.33
16	UKHRUL	0	0	12	27.68	10	92.65	0	0	0	0	157	110.39	179	230.72
Grand Total		0	0	1236	4892.41	6300	76933.32	9	237	116	207.42	13134	4069.67	20795	86339.86

Bank-wise ACP (Priority Sector) OUTSTANDING & NPA Report of Manipur as on date 30.06.2025

(Amount in Rs. Lakhs)

Sl No.	Bank Name	Total Agri (PS) O/S		Tot Agri (PS) NPA		Agri NPA Amt %	Total MSME (PS) O/S		Tot MSME (PS) NPA		MSME NPA Amt %	Total Other PS O/S		Tot Other (PS) NPA		OTHER (PS) NPA Amt %	Total PS O/S		Total PSA NPA		TOTAL PSA NPA Amt %
		No	Amt	No	Amt		No	Amt	No	Amt		No	Amt	No	Amt		No	Amt	No	Amt	
		1	BOB	2238	6314.89	353	1088.62	17.24	3260	15865.15	1501	4592.36	28.95	372	2807.36	46	199.77	7.12	5870	24987.4	1900
2	BOI	7269	20474.63	384	497.79	2.43	1556	4880.2	497	1122.52	23	354	3453.89	34	130.98	3.79	9179	28808.72	915	1751.29	6.08
3	BOM	227	1053.75	0	0	0	314	4448.29	30	85.45	1.92	83	1182.03	0	0	0	624	6684.07	30	85.45	1.28
4	CAN	2526	129530.6	401	469.16	0.36	1434	4985.42	573	1258.09	25.24	238	1511.5	17	87.24	5.77	4198	136027.6	991	1814.49	1.33
5	CBI	1057	1837.22	479	631.91	34.39	1981	9283.44	1057	2220.79	23.92	62	344.64	19	56.75	16.47	3100	11465.3	1555	2909.45	25.38
6	IND	411	514.17	298	248.16	48.26	1112	8898.34	502	975.1	10.96	56	613.38	3	15.8	2.58	1579	10025.89	803	1239.06	12.36
7	IOB	742	1134.51	68	79.59	7.02	815	5127.05	114	305.15	5.95	143	2847.9	0	0	0	1700	9109.46	182	384.74	4.22
8	PNB	11740	10133.93	10005	6639.76	65.52	4928	15542.23	2042	3155.79	20.3	1220	13235.3	100	243.04	1.84	17888	38911.47	12147	10038.6	25.8
9	PSB	220	460.06	53	87.88	19.1	1037	5062.18	345	448.22	8.85	180	1785.52	7	17.64	0.99	1437	7307.76	405	553.74	7.58
10	SBI	7811	14915.98	1632	2483.24	16.65	10219	55667.43	2709	5873.35	10.55	3165	41893.9	24	161.1	0.38	21195	112477.3	4365	8517.69	7.57
11	UCO	1987	2327.53	687	758.05	32.57	3860	7101.12	1799	2178.05	30.67	1405	5788.25	330	246.16	4.25	7252	15216.9	2816	3182.26	20.91
12	UNI	66	196.02	2	3.39	1.73	131	418.56	7	56.74	13.56	11	82.01	1	0.01	0.01	208	696.59	10	60.14	8.63
Pub	Total	36294	188893.3	14362	12987.6	6.88	30647	137279.4	11176	22271.6	16.22	7289	75545.7	581	1158.5	1.53	74230	401718.5	26119	36417.7	9.07
1	AXIS	1290	8060.76	182	1001.52	12.42	951	9663.61	148	1515.4	15.68	531	310.67	477	75.93	24.44	2772	18035.04	807	2592.85	14.38
2	BAND	181	58.94	171	53.71	91.13	2462	732.63	2467	705.51	96.3	2201	541.56	2201	541.56	100	4844	1333.13	4839	1300.78	97.57
3	HDFC	1114	3934.86	466	619.23	15.74	947	12142.63	74	652.37	5.37	9184	2069.8	7637	1084.2	52.38	11245	18147.29	8177	2355.81	12.98
4	ICICI	3737	9723.67	91	175.62	1.81	317	16631.81	30	1590.09	9.56	52	583.62	5	52.05	8.92	4106	26939.1	126	1817.76	6.75
5	IDBI	164	579.16	45	87.05	15.03	245	2085.53	68	426.92	20.47	142	1612.34	1	28.61	1.77	551	4277.03	114	542.58	12.69
6	INDUS	0	0	0	0		0	0	0	0		0	0	0	0		0	0	0	0	
7	YES	0	0	0	0		4	127.94	0	0	0	0	0	0	0		4	127.94	0	0	0
Priv	Total	6486	22357.39	955	1937.13	8.66	4926	41384.15	2787	4890.29	11.82	12110	5117.99	10321	1782.4	34.83	23522	68859.53	14063	8609.78	12.5
1	SSFB	83	46.8	57	45.06	96.28	2180	2259.49	1041	1263.01	55.9	0	0	0	0		2263	2306.29	1098	1308.07	56.72
Small FB	Total	83	46.8	57	45.06	96.28	2180	2259.49	1041	1263.01	55.9	0	0	0	0	0	2263	2306.29	1098	1308.07	56.72
1	MRB	17198	12470.1	2617	1794.91	14.39	9234	8510.77	3728	2464.38	28.96	206	3103.56	29	144.5	4.66	26638	24084.43	6374	4403.79	18.28
RRB	Total	17198	12470.1	2617	1794.91	14.39	9234	8510.77	3728	2464.38	28.96	206	3103.56	29	144.5	4.66	26638	24084.43	6374	4403.79	18.28
1	MSCB	6082	18042.3	2827	2651.35	14.7	2646	4813.11	1304	1942.45	40.36	1190	2572.59	486	351.22	13.65	9918	25428	4617	4945.02	19.45
Grand	Total	66143	241809.9	20818	19416	8.03	49633	194246.9	20036	32831.7	16.9	20795	86339.9	11417	3436.6	3.98	136571	522396.7	52271	55684.3	10.66

District-wise ACP (Priority Sector) OUTSTANDING & NPA Report of Manipur as on date 30.06.2025(Excluding RIDF & NEDFi)

(Amount in Rs. Lakhs)

Sl No.	Bank Name	Total Agri (PS) O/S		Tot Agri (PS) NPA		Agri NPA Amt %	Total MSME (PS) O/S		Tot MSME (PS) NPA		MSME NPA Amt %	Total Other PS O/S		Tot Other (PS) NPA		OTHER (PS) NPA Amt %	Total PS O/S		Tot (PS) NPA		Total (PS) NPA Amt %		
		No	Amt	No	Amt		No	Amt	No	Amt		No	Amt	No	Amt		No	Amt	No	Amt		No	Amt
		1	BISHNUPUR	10126	12576.01		1688	1286.24	10.23	4349		7800.25	2004	1654.38	21.21		2008	5778.15	1213	340.82		5.9	16483
2	CHANDEL	245	177.15	147	124.72	70.4	586	770.83	193	175.52	22.77	150	1227.29	37	20.68	1.69	981	2175.27	377	320.92	14.75		
3	CHURACHANDPUR	3846	4215.93	1067	983.68	23.33	2627	11880.59	823	2029.58	17.08	873	8307.75	103	100.49	1.21	7346	24404.27	1993	3113.75	12.76		
4	IMPHALEAST	9373	140987.8	1829	2259.09	1.6	8698	24221.11	3249	4736.88	19.56	5748	10530.8	4250	959.03	9.11	23819	175739.7	9328	7955	4.53		
5	IMPHALWEST	24255	55482.01	11363	9528.57	17.17	18030	115380.2	7759	16540.3	14.34	6559	39936.3	2597	1135.9	2.84	48844	210798.5	21719	27204.77	12.91		
6	JIRIBAM	113	184.45	31	15.22	8.25	136	329.56	52	39.51	11.99	115	130.1	51	16.89	12.98	364	644.11	134	71.62	11.12		
7	KAKCHING	3174	5560.02	1143	1278.72	23	2777	5526.07	1375	1129.74	20.44	672	3810.19	370	158.55	4.16	6623	14896.28	2888	2567.01	17.23		
8	KAMJONG	20	40.87	0	0	0	109	67.18	34	21.79	32.44	0	0	0	0		129	108.05	34	21.79	20.17		
9	KANGPOKPI	1114	1032.14	578	739.04	71.6	1118	3317.41	379	698.64	21.06	176	2062.66	26	29.71	1.44	2408	6412.21	983	1467.39	22.88		
10	NONEY	618	616.66	179	114.1	18.5	360	567.4	125	136.1	23.99	5	34.36	0	0	0	983	1218.42	304	250.2	20.53		
11	PHERZAWL	0	0	0	0		0	0	0	0		0	0	0	0		0	0	0	0			
12	SENAPATI	2215	2075.92	732	1160.31	55.89	2009	6994.69	566	1138.73	16.28	532	3442.96	200	117.44	3.41	4756	12513.57	1498	2416.48	19.31		
13	TAMENGLONG	306	251.6	145	86.02	34.19	482	1034.54	173	200.58	19.39	18	97.32	1	0	0	806	1383.46	319	286.6	20.72		
14	TENGNUPAL	692	861.19	199	247.63	28.75	1151	1356.04	491	563.91	41.59	65	879.9	1	0.18	0.02	1908	3097.13	691	811.72	26.21		
15	THOUBAL	9112	16695.03	1386	1272.96	7.62	5844	12229.05	2395	3160.59	25.84	3695	9871.33	2513	520.74	5.28	18651	38795.41	6294	4954.29	12.77		
16	UKHRUL	934	1053.11	331	319.7	30.36	1357	2772.03	418	605.47	21.84	179	230.72	55	36.16	15.67	2470	4055.86	804	961.33	23.7		
Grand Total		66143	241809.9	20818	19416	8.03	49633	194246.9	20036	32831.7	16.9	20795	86339.9	11417	3436.6	3.98	136571	522396.7	52271	55684.31	10.66		

Bankwise Progress under Non Priority Sector (NPS) OUTSTANDING & NPA Report of Manipur as on date 30.06.2025

(Amount in Rs. Lakhs)

SI No.	Bank Name	Agri NPS No.		Education NPS No.		Housing NPS No.		Personal Loan No.		Other NPS No.		Tot NPS O/S No.		Tot Non Prio Sec NPA		NPS NPA Amt.%
		No	Amt	No	Amt	No	Amt	No	Amt	No	Amt	No	Amt	No	Amt	
1	BOB	0	0	39	1115.8	551	16337.37	7956	25034.3	3055	23189.44	11601	65676.91	504	2136.96	3.25
2	BOI	0	0	1	9.11	59	1946.48	945	5618.29	899	4745.25	1904	12319.13	136	210	1.7
3	BOM	3	54.07	3	54.07	70	2682.45	52	156.24	648	2110.27	776	5057.1	2	20.05	0.4
4	CAN	0	0	7	86.74	97	2626.26	1037	2626.11	593	4550.83	1734	9889.94	146	245.56	2.48
5	CBI	0	0	0	0	1	16.35	628	4566.58	181	162.57	810	4745.5	90	142.72	3.01
6	IND	1	1.51	0	0	210	6075.79	806	4213.98	7	560.37	1024	10851.65	70	379.1	3.49
7	IOB	0	0	0	0	71	1376.4	179	517.65	1144	2938.41	1394	4832.46	13	17.16	0.36
8	PNB	1	1.16	4	92.66	380	8030.1	11806	94719.4	5412	15007.28	17603	117850.6	492	890.58	0.76
9	PSB	0	0	0	0	123	2435.24	104	335.86	1287	4391.64	1514	7162.74	30	37.47	0.52
10	SBI	1	0.01	37	1236.2	6448	103639.1	8938	30334.56	80948	471481.1	96372	606690.93	1812	6099.79	1.01
11	UCO	0	0	1	18.99	192	5491.24	682	930.29	2417	13350.21	3292	19790.73	125	239.17	1.21
12	UNI	0	0	5	169.84	25	766.07	756	2973.06	75	905.47	861	4814.44	9	5.15	0.11
Pub	Total	6	56.75	97	2783.4	8227	151422.8	33889	172026.3	96666	543392.9	138885	869682.13	3429	10423.71	1.2
1	AXIS	0	0	0	0	22	877.44	13434	21617.2	6088	17750.17	19544	40244.81	888	2096.26	5.21
2	BAND	0	0	0	0	0	0	27	1.32	2109	1525.55	2136	1526.87	1730	639.23	41.87
3	HDFC	38	78.84	3	8.34	16	177.55	2225	8795.84	28370	21735.29	30652	30795.86	1305	1072.12	3.48
4	ICICI	0	0	12	332.63	547	16281.11	1825	7901.05	9966	25276.93	12350	49791.72	533	3791.33	7.61
5	IDBI	0	0	0	13.55	107	2319.36	22	612.3	1752	5235.99	1881	8181.2	1067	877.13	10.72
6	INDUS	0	0	0	0	0	0	0	0	253	476.98	253	476.98	5	11.42	2.39
7	YES	0	0	0	0	0	0	21	84.64	335	4685.35	356	4769.99	6	1.12	0.02
Priv	Total	38	78.84	15	354.52	692	19655.46	17554	39012.35	48873	76686.26	67172	135787.43	5534	8488.61	6.25
1	SSFB	0	0	0	0	0	0	0	0	14	207.96	14	207.96	0	0	0
Small FB	Total	0	0	0	0	0	0	0	0	14	207.96	14	207.96	0	0	0
1	MRB	0	0	0	0	121	4494.17	357	879.18	281	1498.48	759	6871.83	54	46.93	0.68
RRB	Total	0	0	0	0	121	4494.17	357	879.18	281	1498.48	759	6871.83	54	46.93	0.68
1	MSCB	0	0	0	0	0	0	560	1214.28	1261	992.42	1821	2206.7	1139	873.87	39.6
Grand	Total	44	135.59	112	3137.9	9040	175572.5	52360	213132.1	147095	622778	208651	1014756.1	10156	19833.12	1.95

Districtwise Progress under Non Priority Sector(NPS) OUTSTANDING & NPA Report of Manipur as on date 30.06.2025

(Amount in Rs. Lakhs)

Sl No.	Bank Name	Agri NPS No.		Education NPS No.		Housing NPS No.		Personal Loan No.		Other NPS No.		Tot NPS O/S No.		Tot Non Prio Sec NPA		NPS NPA Amt.%
		No	Amt	No	Amt	No	Amt	No	Amt	No	Amt	No	Amt	No	Amt	
1	BISHNUPUR	4	7.71	1	37.21	421	7299.06	2632	6719.85	8952	30551.67	12010	44615.5	923	885.9	1.99
2	CHANDEL	0	0	0	0	93	1590.43	238	765.39	2905	17490.23	3236	19846.05	79	255.01	1.28
3	CHURACHANDPUR	0	0	0	0	1044	19380.78	2897	13555.55	10807	56253.75	14748	89190.08	340	1043.06	1.17
4	IMPHALEAST	12	22.97	17	497.06	1109	22860.96	6891	25320.41	20210	73033.8	28239	121735.2	1251	2940.08	2.42
5	IMPHALWEST	24	98.76	86	2466.3	4543	93463.84	29062	117689.5	70783	301364.7	104498	515083.12	4899	11160.17	2.17
6	JIRIBAM	0	0	0	0	8	141.93	312	2426.77	576	2372.83	896	4941.53	91	58.97	1.19
7	KAKCHING	0	0	0	0	331	6508.43	2685	8249.42	3838	16215.47	6854	30973.32	777	880.13	2.84
8	KAMJONG	0	0	0	0	0	0	17	45.36	249	1531.6	266	1576.96	25	50.71	3.22
9	KANGPOKPI	0	0	3	74.87	225	3289.64	565	2939.37	4043	24501.44	4836	30805.32	181	451.89	1.47
10	NONEY	0	0	0	0	1	34.24	134	871.43	373	2334.41	508	3240.08	15	22.37	0.69
11	PHERZAWL	0	0	0	0	0	0	0	0	0	0	0	0	0	0	
12	SENAPATI	0	0	2	37.41	471	7981.73	863	4099.36	6003	28607.11	7339	40725.61	256	394.03	0.97
13	TAMENGLONG	0	0	0	0	9	170.35	1094	9314.47	376	1183.99	1479	10668.81	39	91.62	0.86
14	TENGNOUNPAL	0	0	0	0	62	1175.4	662	1535.65	2151	11762.96	2875	14474.01	98	283.06	1.96
15	THOUBAL	4	6.15	3	25	715	11265.74	3069	11305.66	13633	41152.26	17424	63754.81	1100	1134.5	1.78
16	UKHRUL	0	0	0	0	8	409.92	1239	8293.94	2196	14421.79	3443	23125.65	82	181.62	0.79
Grand Total		44	135.59	112	3137.9	9040	175572.5	52360	213132.1	147095	622778	208651	1014756.1	10156	19833.12	1.95

Bank-wise ACP (PS) Performance vis-a-vis Target for Manipur during the FY 2025-2026 upto 30.06.2025

(Amount in Rs. Lakhs)

Sl No.	Bank Name	Agri (PS) Target No.		Agri (PS) Achieved No.		Agri(PS) Achv% Amount	Crop Loan Target No.		Crop Loan Achieved No.		Crop Loan Achv% Amount	MSME (PS) Target No.		MSME (PS) Achieved No.		MSME (PS) Achv% Amount	Other PS Target No.		Other PS Achieved No.		Other PS Achv% Amount	Total (PS) Target No.		Total (PS) Achieved No.		Total(PS) Achv% Amount
		No	Amt	No	Amt		No	Amt	No	Amt		No	Amt	No	Amt		No	Amt	No	Amt		No	Amt	No	Amt	
		No	Amt	No	Amt	No	Amt	No	Amt	No	Amt	No	Amt	No	Amt	No	Amt	No	Amt	No	Amt	No	Amt	No	Amt	No
1	BOB	3846	7862.85	373	1057.27	13.45	1192	2261	152	566.84	25.07	1124	5225	396	4461.91	85.4	213	1490.2	39	57.07	3.83	5183	14578.07	808	5576.25	38.25
2	BOI	6873	15142	979	3231.41	21.34	2901	4022	12	8.06	0.2	484	1650	138	734.47	44.51	73	482.5	24	213.1	44.17	7430	17274.5	1141	4178.98	24.19
3	BOM	601	1190	100	357.64	30.05	300	447	3	13.54	3.03	294	689	11	366.82	53.24	25	124	11	140.25	113.1	920	2003	122	864.71	43.17
4	CAN	2410	6078	323	777.01	12.78	897	2293	297	761.51	33.21	793	2395	66	513.96	21.46	85	546	53	104.5	19.14	3288	9019	442	1395.47	15.47
5	CBI	2098	4214	353	353.6	8.39	951	1957	55	36.74	1.88	638	4252	288	2875.39	67.62	94	578.5	10	29.71	5.14	2830	9044.5	651	3258.7	36.03
6	IND	648	1542.1	58	260.13	16.87	267	676	10	108.76	16.09	724	5007	113	590.77	11.8	65	507.1	56	613.38	120.96	1437	7056.2	227	1464.28	20.75
7	IOB	1388	1865.1	62	82.99	4.45	633	810	0	0	0	254	1237	12	1021.62	82.59	37	230.1	2	34.5	14.99	1679	3332.2	76	1139.11	34.18
8	PNB	5077	9682.1	115	286.81	2.96	2715	4718	104	265.79	5.63	2020	9739	435	2347.92	24.11	290	2309.1	11	42.1	1.82	7387	21730.2	561	2676.83	12.32
9	PSB	1920	3054	19	35.68	1.17	675	1447	17	31.87	2.2	535	1651	78	110.99	6.72	98	877	0	0	0	2553	5582	97	146.67	2.63
10	SBI	13829	28829.6	1762	4709.97	16.34	7235	14190.7	866	945.89	6.67	5116	38393.56	1992	24373.69	63.48	1010	8007.6	277	1177	14.7	19955	75230.73	4031	30260.62	40.22
11	UCO	3194	5846	115	272.54	4.66	1406	2736	93	234.24	8.56	1314	3423	171	420.2	12.28	150	1185	56	235.44	19.87	4658	10454	342	928.18	8.88
12	UNI	258	363	12	97.88	26.96	124	165	9	38.17	23.13	130	620	15	126.47	20.4	9	69	0	0	0	397	1052	27	224.35	21.33
Pub	Total	42142	85668.7	4271	11522.9	13.45	19296	35722.7	1618	3011.41	8.43	13426	74281.56	3715	37944.21	51.08	2149	16406	539	2647	16.13	57717	176356.4	8525	52114.15	29.55
1	AXIS	10270	20177	122	271.91	1.35	6059	11725	121	271.46	2.32	1262	12455	20	2724.88	21.88	790	2837.5	0	0	0	12322	35469.5	142	2996.79	8.45
2	BAND	996	1496	0	0	0	518	829	0	0	0	277	858	0	0	0	38	142	0	0	0	1311	2496	0	0	0
3	HDFC	6024	10571	138	1062.35	10.05	2576	4171	9	4.17	0.1	1604	16545	204	5671.3	34.28	1503	1972.7	223	270.49	13.71	9131	29088.65	565	7004.14	24.08
4	ICICI	7564	19129	928	2362.79	12.35	1723	4524	0	0	0	1370	12204	179	12988.25	106.43	140	1087	1	1.56	0.14	9074	32420	1108	15352.6	47.36
5	IDBI	843	2056.1	19	31.37	1.53	344	933	5	9.57	1.03	249	1489	76	888.6	59.68	57	272.4	2	2.24	0.82	1149	3817.5	97	922.21	24.16
6	INDUS	367	1001	0	0	0	134	449	0	0	0	317	1084	0	0	0	27	112.5	0	0	0	711	2197.5	0	0	0
7	YES	161	287.5	0	0	0	113	152.5	0	0	0	204	706	2	124.53	17.64	16	103	0	0	0	381	1096.5	2	124.53	11.36
Priv	Total	26225	54717.6	1207	3728.42	6.81	11467	22783.5	135	285.2	1.25	5283	45341	481	22397.56	49.4	2571	6527.1	226	274.29	4.2	34079	106585.7	1914	26400.27	24.77
1	SSFB	1242	2041	0	0	0	637	987	0	0	0	478	1648	0	0	0	49	98.5	0	0	0	1769	3787.5	0	0	0
Small FB	Total	1242	2041	0	0	0	637	987	0	0	0	478	1648	0	0	0	49	98.5	0	0	0	1769	3787.5	0	0	0
1	MRB	6604	10503.1	1105	1103.35	10.5	3559	5219	858	429.95	8.24	2030	5400	429	786.49	14.56	231	1287.1	5	232.3	18.05	8865	17190.2	1539	2122.14	12.35
RRB	Total	6604	10503.1	1105	1103.35	10.5	3559	5219	858	429.95	8.24	2030	5400	429	786.49	14.56	231	1287.1	5	232.3	18.05	8865	17190.2	1539	2122.14	12.35
1	MSCB	4799	9630.1	38	91.01	0.95	2701	3525	0	0	0	676	1609	19	67.2	4.18	96	467.6	39	199.8	42.73	5571	11706.7	96	358.01	3.06
Grand	Total	81012	162561	6621	16445.7	10.12	37660	68237.2	2611	3726.56	5.46	21893	128279.56	4644	61195.46	47.7	5096	24786	809	3353.4	13.53	1E+05	315626.5	12074	80994.57	25.66

Bankwise Progress under ACP DISBURSEMENT AGRI (PS) Report of Manipur during the FY-2025-2026 upto date 30.06.2025

(Amount in Rs. Lakhs)

SI No.	Bank Name	Crop Loan		Forestry and wasteland Dev.		Water Resource		Farm mechanization		Plantation & horticulture		Animal Husbandry		Fishery		Farm Credit Others		Agri. Infrastructure		Ancillary Activities		Tot Agri (PS) Disb	
		No	Amt	No	Amt	No	Amt	No	Amt	No	Amt	No	Amt	No	Amt	No	Amt	No	Amt	No	Amt	No	Amt
1	BOB	152	566.84	0	0	0	0	0	0	0	0	38	61.03	0	0	142	288.49	1	2.27	40	138.64	373	1057.27
2	BOI	12	8.06	0	0	0	0	0	0	0	0	0	0	0	0	943	3159.49	0	0	24	63.86	979	3231.41
3	BOM	3	13.54	0	0	0	0	0	0	0	0	0	0	2	3.99	2	8.09	0	0	93	332.02	100	357.64
4	CAN	297	761.51	0	0	0	0	0	0	0	0	2	15.5	0	0	10	0	0	0	14	0	323	777.01
5	CBI	55	36.74	0	0	0	0	0	0	0	0	0	0	2	0.05	296	316.81	0	0	0	0	353	353.6
6	IND	10	108.76	2	0.21	0	0	0	0	0	0	20	46.38	20	15.35	0	0	0	0	6	89.43	58	260.13
7	IOB	0	0	0	0	0	0	0	0	5	6.85	23	37.42	0	0	0	0	0	0	34	38.72	62	82.99
8	PNB	104	265.79	0	0	0	0	0	0	0	0	5	0.88	2	0	0	0	0	0	4	20.14	115	286.81
9	PSB	17	31.87	0	0	0	0	0	0	0	0	2	3.81	0	0	0	0	0	0	0	0	19	35.68
10	SBI	866	945.89	0	0	0	0	0	0	0	0	0	0	0	0	801	2789.59	0	0	95	974.49	1762	4709.97
11	UCO	93	234.24	0	0	0	0	0	0	0	0	3	4.8	1	2.7	18	30.8	0	0	0	0	115	272.54
12	UNI	9	38.17	0	0	0	0	0	0	0	0	0	0	1	1.5	0	0	0	0	2	58.21	12	97.88
Pub	Total	1618	3011.41	2	0.21	0	0	0	0	5	6.85	93	169.82	28	23.59	2212	6593.27	1	2.27	312	1715.5	4271	11522.9
1	AXIS	121	271.46	0	0	0	0	0	0	0	0	0	0	0	0	1	0.45	0	0	0	0	122	271.91
2	BAND	0	0	0	0	0	0	0	0	0	0	0	0	0	0	0	0	0	0	0	0	0	0
3	HDFC	9	4.17	122	677.07	0	0	0	0	0	0	0	0	0	0	4	8.55	0	0	3	372.56	138	1062.35
4	ICICI	0	0	0	0	0	0	927	2142.94	0	0	0	0	0	0	0	0	0	0	1	219.85	928	2362.79
5	IDBI	5	9.57	0	0	0	0	0	0	0	0	0	0	0	0	5	9.57	0	0	9	12.23	19	31.37
6	INDUS	0	0	0	0	0	0	0	0	0	0	0	0	0	0	0	0	0	0	0	0	0	0
7	YES	0	0	0	0	0	0	0	0	0	0	0	0	0	0	0	0	0	0	0	0	0	0
Priv	Total	135	285.2	122	677.07	0	0	927	2142.94	0	0	0	0	0	0	10	18.57	0	0	13	604.64	1207	3728.42
1	SSFB	0	0	0	0	0	0	0	0	0	0	0	0	0	0	0	0	0	0	0	0	0	0
Small FB	Total	0	0	0	0	0	0	0	0	0	0	0	0	0	0	0	0	0	0	0	0	0	0
1	MRB	858	429.95	0	0	0	0	0	0	0	0	4	6	0	0	114	250.1	0	0	129	417.3	1105	1103.35
RRB	Total	858	429.95	0	0	0	0	0	0	0	0	4	6	0	0	114	250.1	0	0	129	417.3	1105	1103.35
1	MSCB	0	0	0	0	0	0	0	0	0	0	27	52.27	11	38.74	0	0	0	0	0	0	38	91.01
Grand	Total	2611	3726.56	124	677.28	0	0	927	2142.94	5	6.85	124	228.09	39	62.33	2336	6861.94	1	2.27	454	2737.5	6621	16445.7

**Districtwise Progress under ACP DISBURSEMENT(AGRI PS) Report of Manipur during the FY2025-26 upto date
30.06.2025**

(Amount in Rs.Lakhs)

Sl No.	Bank Name	Crop Loan		Forestry and wasteland Dev.		Water Resource		Farm mechanization		Plantation & horticulture		Animal Husbandry		Fishery		Farm Credit Others		Agri. Infrastructure		Ancillary Activities		Tot Agri (PS) Disb	
		No	Amt	No	Amt	No	Amt	No	Amt	No	Amt	No	Amt	No	Amt	No	Amt	No	Amt	No	Amt	No	Amt
1	BISHNUPUR	384	207.7	10	55.55	0	0	92	117.67	0	0	8	11.35	4	3.45	448	1282.46	0	0	20	39.52	966	1717.7
2	CHANDEL	17	17.49	0	0	0	0	1	0.07	0	0	0	0	0	0	0	0	0	0	0	0	18	17.56
3	CHURACHANDPUR	436	500.71	0	0	0	0	0	0	0	0	1	0.42	0	0	136	146	0	0	14	40.35	587	687.48
4	IMPHALEAST	287	592.44	40	208.39	0	0	250	574.49	0	0	45	90.24	1	0.84	486	1369.5	0	0	66	871.04	1175	3706.94
5	IMPHALWEST	531	1274.35	44	258.1	0	0	375	993.66	5	6.85	35	66.35	5	15.72	463	1592.9	1	2.27	249	1550.9	1708	5761.09
6	JIRIBAM	0	0	0	0	0	0	0	0	0	0	1	0	1	0	0	0	0	0	0	0	2	0
7	KAKCHING	145	310.54	2	0.21	0	0	0	0	0	0	4	11.46	22	21.88	88	251.98	0	0	32	14.3	293	610.37
8	KAMJONG	1	1.05	0	0	0	0	0	0	0	0	0	0	0	0	0	0	0	0	0	0	1	1.05
9	KANGPOKPI	43	37.48	0	0	0	0	0	0	0	0	4	6.47	0	0	14	25.36	0	0	8	22.11	69	91.42
10	NONEY	3	3.5	0	0	0	0	0	0	0	0	0	0	0	0	3	4.5	0	0	3	93	9	101
11	PHERZAWL	0	0	0	0	0	0	0	0	0	0	0	0	0	0	0	0	0	0	0	0	0	0
12	SENAPATI	276	177.22	0	0	0	0	0	0	0	0	0	0	0	0	52	7.65	0	0	4	0.31	332	185.18
13	TAMENGLONG	18	86.92	0	0	0	0	0	0	0	0	4	0.01	1	0	1	0	0	0	2	0	26	86.93
14	TENGNUPAL	56	33.65	0	0	0	0	0	0	0	0	0	0	0	0	15	53.25	0	0	10	9.12	81	96.02
15	THOUBAL	379	408.72	28	155.03	0	0	209	457.05	0	0	18	38.49	4	18.94	623	2118.27	0	0	44	89.97	1305	3286.47
16	UKHRUL	35	74.79	0	0	0	0	0	0	0	0	4	3.3	1	1.5	7	10.07	0	0	2	6.84	49	96.5
Grand Total		2611	3726.56	124	677.28	0	0	927	2142.94	5	6.85	124	228.09	39	62.33	2336	6861.94	1	2.27	454	2737.5	6621	16445.7

Bankwise Progress under ACP DISBURSEMENT(MSME) Report of Manipur during the FY-2025-2026 upto date 30.06.2025

(Amount in Rs. Lakhs)

SI No.	Bank Name	Micro TL		Micro WC		Small TL		Small WC		Medium TL		Medium WC		KVIC		Others under		CLF		Tot MSME (PS)		
		No	Amt	No	Amt	No	Amt	No	Amt	No	Amt	No	Amt	No	Amt	No	Amt	No	Amt	No	Amt	
1	BOB	371	3153.36	0	0	8	1264	1	1	1	1	0	0	15	42.55	0	0	0	0	396	4461.91	
2	BOI	136	683.65	0	0	1	50	0	0	1	0.82	0	0	0	0	0	0	0	0	0	138	734.47
3	BOM	4	2.71	4	55.61	1	300	0	0	0	0	0	0	1	7	1	1.5	0	0	11	366.82	
4	CAN	37	285.57	24	190.39	4	28	0	0	0	0	0	0	0	0	1	10	0	0	66	513.96	
5	CBI	261	2015.83	0	0	14	796.73	0	0	1	0	0	0	11	26.93	1	35.9	0	0	288	2875.39	
6	IND	21	315.79	0	0	0	0	0	0	0	0	0	0	0	0	92	274.98	0	0	113	590.77	
7	IOB	35	103.25	0	0	0	0	0	0	1	918.37	0	0	0	0	0	0	0	0	12	1021.62	
8	PNB	254	1165.33	172	843.59	7	203.4	2	135.6	0	0	0	0	0	0	0	0	0	0	435	2347.92	
9	PSB	64	71.84	14	39.15	0	0	0	0	0	0	0	0	0	0	0	0	0	0	78	110.99	
10	SBI	1449	13212	481	4403.99	47	5079.44	14	1678.09	0	0	0	0	1	0.22	0	0	0	0	1992	24373.69	
11	UCO	170	417.32	0	0	1	2.88	0	0	0	0	0	0	0	0	0	0	0	0	171	420.2	
12	UNI	3	14.81	12	111.66	0	0	0	0	0	0	0	0	0	0	0	0	0	0	15	126.47	
Pub	Total	2805	21441.4	707	5644.39	83	7724.45	17	1814.69	4	920.19	0	0	28	76.7	95	322.38	0	0	3715	37944.21	
1	AXIS	12	562.73	0	0	6	1850	0	0	2	312.15	0	0	0	0	0	0	0	0	20	2724.88	
2	BAND	0	0	0	0	0	0	0	0	0	0	0	0	0	0	0	0	0	0	0	0	
3	HDFC	8	153.24	143	2061.26	0	0	52	3448.8	0	0	1	8	0	0	0	0	0	0	204	5671.3	
4	ICICI	0	0	113	4739.77	0	0	64	8010.16	0	0	2	238.32	0	0	0	0	0	0	179	12988.25	
5	IDBI	68	567.67	6	50.93	2	270	0	0	0	0	0	0	0	0	0	0	0	0	76	888.6	
6	INDUS	0	0	0	0	0	0	0	0	0	0	0	0	0	0	0	0	0	0	0	0	
7	YES	0	0	2	124.53	0	0	0	0	0	0	0	0	0	0	0	0	0	0	2	124.53	
Priv	Total	88	1283.64	264	6976.49	8	2120	116	11458.96	2	312.15	3	246.32	0	0	0	0	0	0	481	22397.56	
1	SSFB	0	0	0	0	0	0	0	0	0	0	0	0	0	0	0	0	0	0	0	0	
Small FB	Total	0	0	0	0	0	0	0	0	0	0	0	0	0	0	0	0	0	0	0	0	
1	MRB	113	116.25	316	670.24	0	0	0	0	0	0	0	0	0	0	0	0	0	0	429	786.49	
RRB	Total	113	116.25	316	670.24	0	0	0	0	0	0	0	0	0	0	0	0	0	0	429	786.49	
1	MSCB	19	67.2	0	0	0	0	0	0	0	0	0	0	0	0	0	0	0	0	19	67.2	
Grand	Total	3025	22908.5	1287	13291.12	91	9844.45	133	13273.65	6	1232.3	3	246.32	28	76.7	95	322.38	0	0	4644	61195.46	

**District wise ACP DISBURSEMENT(MSME) report of Manipur during the FY2025-2026 upto date
30.06.2025**

(Amount in Rs.Lakhs)

SI No.	Bank Name	Micro TL		Micro WC		Small TL		Small WC		Medium TL		Medium WC		KVIC		Others under MSMEs		CLF		Tot MSME (PS) Disb	
		No	Amt	No	Amt	No	Amt	No	Amt	No	Amt	No	Amt	No	Amt	No	Amt	No	Amt	No	Amt
1	BISHNUPUR	208	494.59	76	578.95	2	49	4	546.02	0	0	0	0	2	16.3	0	0	0	0	292	1684.86
2	CHANDEL	75	88.45	21	24.71	0	0	0	0	0	0	0	0	0	0	0	0	0	0	96	113.16
3	CHURACHANDPUR	294	2143.05	112	820.64	3	14.41	2	204.81	0	0	0	0	0	0	0	0	0	0	411	3182.91
4	IMPHALEAST	443	1446.63	173	1046.97	4	298.02	18	2626.11	0	0	0	0	3	10.91	28	136.51	0	0	669	5565.15
5	IMPHALWEST	1218	15130	443	8903.99	66	9077.3	100	9522.06	5	1231.52	3	246.32	20	44.17	41	29.49	0	0	1872	44184.86
6	JIRIBAM	3	53.45	1	17.82	0	0	0	0	0	0	0	0	0	0	0	0	0	0	4	71.27
7	KAKCHING	125	944.44	51	256.44	2	194.81	2	66.26	0	0	0	0	0	0	19	133.26	0	0	199	1595.21
8	KAMJONG	8	3.24	2	1.08	0	0	0	0	0	0	0	0	0	0	0	0	0	0	10	4.32
9	KANGPOKPI	73	561.84	18	144.65	1	0.02	0	0	0	0	0	0	1	3.5	6	13.12	0	0	99	723.13
10	NONEY	8	47.75	8	20.82	0	0	0	0	0	0	0	0	0	0	0	0	0	0	16	68.57
11	PHERZAWL	0	0	0	0	0	0	0	0	0	0	0	0	0	0	0	0	0	0	0	0
12	SENAPATI	149	659.93	41	197.83	5	65.5	1	21.83	0	0	0	0	1	0.22	0	0	0	0	197	945.31
13	TAMENGLONG	11	33.23	6	21.19	2	18	0	0	0	0	0	0	0	0	0	0	0	0	19	72.42
14	TENGNUPAL	19	39.01	7	22.65	0	0	0	0	0	0	0	0	1	1.6	0	0	0	0	27	63.26
15	THOUBAL	261	935.78	222	1035.09	5	112.39	6	276.56	1	0.82	0	0	0	0	1	10	0	0	496	2370.64
16	UKHRUL	130	327.1	106	198.29	1	15	0	10	0	0	0	0	0	0	0	0	0	0	237	550.39
Grand Total		3025	22908.5	1287	13291.12	91	9844.45	133	13273.65	6	1232.34	3	246.32	28	76.7	95	322.38	0	0	4644	61195.46

Bankwise Progress under ACP DISBURSEMENT(OTHER PS) Report of Manipur during the FY-2025-2026 upto date 30.06.2025

(Amount in Rs. Lakhs)

SI No.	Bank Name	Export Credit		Education (PS)		Housing (PS)		Social Infrastructure		Renewable Energy		Informal Credit		Total Other PS Disb		Loans to weaker	
		No	Amt	No	Amt	No	Amt	No	Amt	No	Amt	No	Amt	No	Amt	No	Amt
1	BOB	0	0	32	40.32	1	0.2	0	0	6	16.55	0	0	39	57.07	379	933.1
2	BOI	0	0	5	3.61	19	209.49	0	0	0	0	0	0	24	213.1	1838	6956.59
3	BOM	0	0	1	7	8	130	0	0	2	3.25	0	0	11	140.25	4	2.7
4	CAN	0	0	51	97.2	2	7.3	0	0	0	0	0	0	53	104.5	150	552.38
5	CBI	0	0	7	6.82	3	22.89	0	0	0	0	0	0	10	29.71	155	389.7
6	IND	0	0	24	122.61	32	490.77	0	0	0	0	0	0	56	613.38	932	1568.41
7	IOB	0	0	1	4.5	1	30	0	0	0	0	0	0	2	34.5	0	0
8	PNB	0	0	4	2.93	6	37.77	0	0	1	1.4	0	0	11	42.1	733	4473.91
9	PSB	0	0	0	0	0	0	0	0	0	0	0	0	0	0	0	0
10	SBI	0	0	90	147.03	133	936.72	2	5.32	52	87.89	0	0	277	1176.96	2746	7485.09
11	UCO	0	0	2	1.82	7	38.27	0	0	0	0	47	195.35	56	235.44	267	556.31
12	UNI	0	0	0	0	0	0	0	0	0	0	0	0	0	0	25	110.78
Pub	Total	0	0	217	433.84	212	1903.41	2	5.32	61	109.09	47	195.35	539	2647.01	7229	23028.97
1	AXIS	0	0	0	0	0	0	0	0	0	0	0	0	0	0	122	272.2
2	BAND	0	0	0	0	0	0	0	0	0	0	0	0	0	0	0	0
3	HDFC	0	0	0	0	223	270.49	0	0	0	0	0	0	223	270.49	219	1080.94
4	ICICI	0	0	1	1.56	0	0	0	0	0	0	0	0	1	1.56	908	3268.67
5	IDBI	0	0	2	2.24	0	0	0	0	0	0	0	0	2	2.24	31	80.35
6	INDUS	0	0	0	0	0	0	0	0	0	0	0	0	0	0	0	0
7	YES	0	0	0	0	0	0	0	0	0	0	0	0	0	0	1	100
Priv	Total	0	0	3	3.8	223	270.49	0	0	0	0	0	0	226	274.29	1281	4802.16
1	SSFB	0	0	0	0	0	0	0	0	0	0	0	0	0	0	0	0
Small FB	Total	0	0	0	0	0	0	0	0	0	0	0	0	0	0	0	0
1	MRB	0	0	1	2.3	3	80	1	150	0	0	0	0	5	232.3	1453	1251.79
RRB	Total	0	0	1	2.3	3	80	1	150	0	0	0	0	5	232.3	1453	1251.79
1	MSCB	0	0	0	0	12	132.9	0	0	0	0	27	66.9	39	199.8	131	252.5
Grand	Total	0	0	221	439.94	450	2386.8	3	155.32	61	109.09	74	262.25	809	3353.4	10094	29335.42

**District wise ACP DISBURSEMENT(OTHER PS) report of Manipur during the FY2025-2026
upto date 30.06.2025**

(Amount in Rs.Lakhs)

Sl No.	Bank Name	Export Credit		Education (PS)		Housing (PS)		Social Infrastructure		Renewable Energy		Informal Credit		Total Other PS Disb		Loans to weaker	
		No	Amt	No	Amt	No	Amt	No	Amt	No	Amt	No	Amt	No	Amt	No	Amt
1	BISHNUPUR	0	0	5	7.25	33	120.39	1	2.09	0	0	7	31.9	46	161.63	1034	1867.61
2	CHANDEL	0	0	4	7.76	0	0	0	0	0	0	0	0	4	7.76	116	131.78
3	CHURACHANDPUR	0	0	13	14.83	11	93.62	0	0	0	0	9	74.36	33	182.81	985	4022.32
4	IMPHALEAST	0	0	24	41.71	73	286.87	0	0	3	7.8	33	62.29	133	398.67	1474	3303.99
5	IMPHALWEST	0	0	141	304	190	1178.94	2	153.23	55	93.12	4	29.5	392	1758.79	2673	9584.46
6	JIRIBAM	0	0	0	0	0	0	0	0	0	0	16	48	16	48	20	99.34
7	KAKCHING	0	0	9	18.59	10	151.16	0	0	1	1.8	2	3.34	22	174.89	595	2059.36
8	KAMJONG	0	0	0	0	0	0	0	0	0	0	0	0	0	0	10	4.07
9	KANGPOKPI	0	0	4	6.55	3	0.8	0	0	0	0	0	0	7	7.35	547	797.12
10	NONEY	0	0	0	0	0	0	0	0	0	0	0	0	0	0	36	228.74
11	PHERZAWL	0	0	0	0	0	0	0	0	0	0	0	0	0	0	0	0
12	SENAPATI	0	0	4	16.91	6	15.93	0	0	0	0	3	12.86	13	45.7	486	1274.88
13	TAMENGLONG	0	0	0	0	0	0	0	0	0	0	0	0	0	0	80	597.02
14	TENGNUPAL	0	0	0	0	4	47.6	0	0	0	0	0	0	4	47.6	113	171.27
15	THOUBAL	0	0	15	19.85	119	479.38	0	0	2	6.37	0	0	136	505.6	1577	3961.93
16	UKHRUL	0	0	2	2.49	1	12.11	0	0	0	0	0	0	3	14.6	348	1231.53
Grand Total		0	0	221	439.94	450	2386.8	3	155.32	61	109.09	74	262.25	809	3353.4	10094	29335.42

Bankwise ACP Targets (Non-Priority Sector) Report of Manipur in the FY-2025-2026

(Rs. In Lakhs)

SI No.	Bank Name	Agriculture (NPS)		MSME (NPS)		Exp Credit (NPS)		Education (NPS)		Housing (NPS)		Personal Loans		Others NPS		NPS Total	
		No	Amt	No	Amt	No	Amt	No	Amt	No	Amt	No	Amt	No	Amt	No	Amt
1	BOB	0	0	0	0	0	0	16	113	12	456	377	3065	2433	19128	2838	22762
2	BOI	0	0	0	0	0	0	15	103	10	181	286	2840	578	1121	889	4245
3	BOM	0	0	0	0	0	0	0	0	3	116	93	510	252	795	348	1421
4	CAN	0	0	0	0	0	0	21	155	9	301	275	2633	278	704	583	3793
5	CBI	0	0	0	0	0	0	35	115	13	286	689	5375	138	544	875	6320
6	IND	0	0	0	0	0	0	0	0	7	233	134	792	47	252	188	1277
7	IOB	0	0	0	0	0	0	11	105	5	131	215	865	42	196	273	1297
8	PNB	0	0	0	0	0	0	22	165	33	746	1309	15461	3010	26400	4374	42772
9	PSB	0	0	0	0	0	0	21	155	10	181	279	2775	75	462	385	3573
10	SBI	0	0	0	0	0	0	113	735	160	2221	2247	29327.88	2932	20195.27	5452	52479.15
11	UCO	0	0	0	0	0	0	10	50	13	149	297	2928	5535	81515	5855	84642
12	UNI	0	0	0	0	0	0	0	0	2	110	87	386	31	67	120	563
Public	Total	0	0	0	0	0	0	264	1696	277	5111	6288	66957.88	15351	151379.3	22180	225144.2
1	AXIS	0	0	0	0	0	0	21	155	13	346	1257	5067	2579	9068	3870	14636
2	BAND	0	0	0	0	0	0	11	105	5	131	130	470	2220	7164	2366	7870
3	HDFC	0	0	0	0	0	0	21	155	12	258	341	3305	293	1406	667	5124
4	ICICI	0	0	0	0	0	0	21	155	13	291	363	3337	3322	12458	3719	16241
5	IDBI	0	0	0	0	0	0	10	50	7	160	551	1938	263	721	831	2869
6	INDUS	0	0	0	0	0	0	0	0	0	0	76	390	47	171	123	561
7	YES	0	0	0	0	0	0	0	0	0	0	42	210	1915	13913	1957	14123
Private	Total	0	0	0	0	0	0	84	620	50	1186	2760	14717	10639	44901	13533	61424
1	SSFB	0	0	0	0	0	0	11	105	5	131	115	345	508	210	639	791
Small FB	Total	0	0	0	0	0	0	11	105	5	131	115	345	508	210	639	791
1	MRB	0	0	0	0	0	0	41	365	31	666	474	1741	361	1000	907	3772
RRB	Total	0	0	0	0	0	0	41	365	31	666	474	1741	361	1000	907	3772
1	MSCB	0	0	0	0	0	0	20	155	10	182	233	956	366	601	629	1894
Grand	Total	0	0	0	0	0	0	420	2941	373	7276	9870	84716.88	27225	198091.3	37888	293025.2

Bankwise Progress under ACP DISBURSEMENT(NON PRIORITY) Report of Manipur during the FY-2025-2026 upto date 30.06.2025

(Amount in Rs. Lakhs)

SI No.	Bank Name	Agriculture		MSME (NPS)		Exp Credit		Education (NPS)		Housing (NPS)		Personal Loans		Others NPS		Total ACP (NPS)	
		No	Amt	No	Amt	No	Amt	No	Amt	No	Amt	No	Amt	No	Amt	No	Amt
1	BOB	0	0	32	40.32	1	0.2	0	0	6	16.55	0	0	379	933.1	418	990.17
2	BOI	0	0	0	0	0	0	1	1.14	10	140.1	58	472.41	161	476.92	230	1090.57
3	BOM	0	0	2	2	0	0	0	0	4	158.25	7	52.02	331	754.93	344	967.2
4	CAN	0	0	0	0	0	0	1	2.19	21	251.3	550	1081.51	42	359.55	614	1694.55
5	CBI	0	0	0	0	0	0	0	0	0	0	104	781.32	56	146.4	160	927.72
6	IND	0	0	0	0	0	0	0	0	25	373.9	92	424.63	0	0	117	798.53
7	IOB	0	0	0	0	0	0	0	0	0	0	16	93.5	559	1154.03	575	1247.53
8	PNB	0	0	0	0	0	0	0	0	15	262.81	582	7808.31	275	1075.47	872	9146.59
9	PSB	0	0	0	0	0	0	0	0	13	322.71	0	0	1060	3242.06	1073	3564.77
10	SBI	0	0	0	0	0	0	8	153.05	420	4207.25	198	472.19	7522	50658.98	8148	55491.47
11	UCO	0	0	0	0	0	0	0	0	39	496.13	25	67.32	203	1176.55	267	1740
12	UNI	0	0	0	0	0	0	1	16.05	0	0	166	568.85	10	54.66	177	639.56
Pub	Total	0	0	34	42.32	1	0.2	11	172.43	553	6229	1798	11822.06	10598	60032.65	12995	78298.66
1	AXIS	0	0	0	0	0	0	0	0	1	4.31	2148	7637.11	183	1770.9	2332	9412.32
2	BAND	0	0	0	0	0	0	0	0	0	0	0	0	132	323.58	132	323.58
3	HDFC	0	0	0	0	0	0	0	0	0	0	185	1320.38	666	4279.41	851	5599.79
4	ICICI	0	0	0	0	0	0	0	0	15	711.72	85	888.08	7961	7980.83	8061	9580.63
5	IDBI	0	0	0	0	0	0	0	0	7	51.61	0	0	157	538.79	164	590.4
6	INDUS	0	0	0	0	0	0	0	0	0	0	0	0	12	37.84	12	37.84
7	YES	0	0	0	0	0	0	0	0	0	0	0	0	178	6341.96	178	6341.96
Priv	Total	0	0	0	0	0	0	0	0	23	767.64	2418	9845.57	9289	21273.31	11730	31886.52
1	SSFB	0	0	0	0	0	0	0	0	0	0	0	0	0	0	0	0
Small FB	Total	0	0	0	0	0	0	0	0	0	0	0	0	0	0	0	0
1	MRB	0	0	0	0	0	0	0	0	3	162.74	18	109.85	12	82.6	33	355.19
RRB	Total	0	0	0	0	0	0	0	0	3	162.74	18	109.85	12	82.6	33	355.19
1	MSCB	0	0	0	0	0	0	0	0	0	0	14	65.2	220	258.23	234	323.43
Grand	Total	0	0	34	42.32	1	0.2	11	172.43	579	7159.38	4248	21842.68	20119	81646.79	24992	110863.8

District wise ACP DISBURSEMENT(NON PS) report of Manipur during the FY2025-2026 upto date 30.06.2025

(Amount in Rs.Lakhs)

Sl No.	Bank Name	Agriculture		MSME (NPS)		Exp Credit		Education (NPS)		Housing (NPS)		Personal Loans		Others NPS		Total ACP (NPS)	
		No	Amt	No	Amt	No	Amt	No	Amt	No	Amt	No	Amt	No	Amt	No	Amt
1	BISHNUPUR	0	0	2	2	0	0	0	0	32	392.82	324	1080.9	1548	3814.41	1906	5290.13
2	CHANDEL	0	0	0	0	0	0	0	0	9	69.22	7	15.85	241	1489.75	257	1574.82
3	CHURACHANDPUR	0	0	2	2	0	0	0	0	63	1082.97	142	1161.55	1238	7383.85	1445	9630.37
4	IMPHALEAST	0	0	6	8.69	0	0	3	47.73	74	940.05	561	2819.92	3741	10166.03	4385	13982.42
5	IMPHALWEST	0	0	23	27.61	1	0.2	6	102.27	267	3324.71	2218	11757.37	9307	42052.18	11822	57264.34
6	JIRIBAM	0	0	0	0	0	0	0	0	2	25.28	14	157.08	25	191.59	41	373.95
7	KAKCHING	0	0	0	0	0	0	0	0	43	518.92	359	1254.68	354	2263.28	756	4036.88
8	KAMJONG	0	0	0	0	0	0	0	0	0	0	0	0	14	138.66	14	138.66
9	KANGPOKPI	0	0	1	2.02	0	0	0	0	9	87.06	27	266.04	365	2505.96	402	2861.08
10	NONEY	0	0	0	0	0	0	0	0	0	0	11	168.5	32	260.49	43	428.99
11	PHERZAWL	0	0	0	0	0	0	0	0	0	0	0	0	0	0	0	0
12	SENAPATI	0	0	0	0	0	0	0	0	20	220.67	34	293.82	373	2614.6	427	3129.09
13	TAMENGLONG	0	0	0	0	0	0	0	0	0	0	37	544.81	27	188.8	64	733.61
14	TENGNUPAL	0	0	0	0	0	0	0	0	5	31.24	14	46.74	158	1177.93	177	1255.91
15	THOUBAL	0	0	0	0	0	0	2	22.43	55	466.44	430	1404.71	2497	6063.96	2984	7957.54
16	UKHRUL	0	0	0	0	0	0	0	0	0	0	70	870.71	199	1335.3	269	2206.01
Grand Total		0	0	34	42.32	1	0.2	11	172.43	579	7159.38	4248	21842.68	20119	81646.79	24992	110863.8

**Bankwise Progress under Investment Credit Under Agriculture-Disbursement Report of
Manipur during the FY-2025-2026 upto date 30.06.2025**

(Amount in Rs.Lakhs)

SI No.	Bank Name	KCCs for AH and Allied Activities		Farm Production		Dairy		Farm Mechanisation		Poultry		fisheries		Godown		Clinic		Other		Total IC- Agri Disb	
		No	Amt	No	Amt	No	Amt	No	Amt	No	Amt	No	Amt	No	Amt	No	Amt	No	Amt	No	Amt
1	BOB	35	49.37	0	0	13	29.52	0	0	13	17.23	0	0	0	0	0	0	81	169.44	142	265.56
2	BOI	0	0	0	0	0	0	0	0	0	0	0	0	0	0	0	0	1141	4473.35	1141	4473.35
3	BOM	0	0	0	0	0	0	0	0	0	0	2	1.3	0	0	0	0	0	0	2	1.3
4	CAN	1	0.5	0	0	2	15.5	0	0	0	0	8	32	0	0	0	0	92	119.09	103	167.09
5	CBI	2	0.01	0	0	0	0	0	0	1	0.01	1	0	0	0	0	0	0	0	4	0.02
6	IND	0	0	0	0	0	0	0	0	0	0	0	0	0	0	0	0	1	0.5	1	0.5
7	IOB	0	0	0	0	4	6.45	0	0	20	30.82	4	9.5	0	0	0	0	7	11.35	35	58.12
8	PNB	6	0.88	0	0	0	0	0	0	0	0	7	45.43	0	0	0	0	8	28.3	21	74.61
9	PSB	0	0	0	0	0	0	0	0	0	0	0	0	0	0	0	0	0	0	0	0
10	SBI	1	1	0	0	4	17.96	0	0	20	87.81	5	21.3	0	0	0	0	0	0	30	128.07
11	UCO	2	3.3	0	0	0	0	0	0	0	0	2	2.7	0	0	0	0	0	283.14	4	289.14
12	UNI	0	0	0	0	1	1.5	0	0	0	0	1	1.5	0	0	0	0	2	58.21	4	61.21
Pub	Total	47	55.06	0	0	24	70.93	0	0	54	135.87	30	113.73	0	0	0	0	1332	5143.38	1487	5518.97
1	AXIS	0	0	0	0	0	0	0	0	0	0	0	0	0	0	0	0	0	0	0	0
2	BAND	0	0	0	0	0	0	0	0	0	0	0	0	0	0	0	0	0	0	0	0
3	HDFC	0	0	0	0	0	0	0	0	0	0	0	0	0	0	0	0	138	1062.34	138	1062.34
4	ICICI	5	0.62	0	0	4	1.74	0	0	133	19.94	8	0.82	0	0	0	0	778	2339.66	928	2362.78
5	IDBI	0	0	0	0	0	0	0	0	0	0	0	0	0	0	0	0	1	6.3	1	6.3
6	INDUS	0	0	0	0	0	0	0	0	0	0	0	0	0	0	0	0	0	0	0	0
7	YES	0	0	0	0	0	0	0	0	0	0	0	0	0	0	0	0	0	0	0	0
Priv	Total	5	0.62	0	0	4	1.74	0	0	133	19.94	8	0.82	0	0	0	0	917	3408.3	1067	3431.42
1	SSFB	0	0	0	0	0	0	0	0	0	0	0	0	0	0	0	0	0	0	0	0
Small FB	Total	0	0	0	0	0	0	0	0	0	0	0	0	0	0	0	0	0	0	0	0
1	MRB	0	0	0	0	0	0	0	0	0	0	0	0	0	0	0	0	0	0	0	0
RRB	Total	0	0	0	0	0	0	0	0	0	0	0	0	0	0	0	0	0	0	0	0
1	MSCB	21	33.83	0	0	3	4.4	0	0	2	7	9	30.8	0	0	0	0	10	18.3	45	94.33
Grand	Total	73	89.51	0	0	31	77.07	0	0	189	162.81	47	145.35	0	0	0	0	2259	8569.98	2599	9044.72

District wise Investment Credit Under Agriculture-Disbursement report of Manipur during the FY2025-2026 upto date 30.06.2025

(Amount in Rs.Lakhs)

Sl No.	Bank Name	KCCs for AH and Allied Activities		Farm Production		Dairy		Farm Mechanisation		Poultry		fisheries		Godown		Clinic		Other		Total IC- Agri Disb	
		No	Amt	No	Amt	No	Amt	No	Amt	No	Amt	No	Amt	No	Amt	No	Amt	No	Amt	No	Amt
1	BISHNUPUR	5	4.86	0	0	1	0.34	0	0	18	1.26	4	5.9	0	0	0	0	315	936.02	343	948.38
2	CHANDEL	0	0	0	0	0	0	0	0	1	0.07	0	0	0	0	0	0	0	7.08	1	7.15
3	CHURACHANDPUR	0	0	0	0	2	10.42	0	0	7	37.62	0	0	0	0	0	0	33	138.2	42	186.24
4	IMPHALEAST	36	48.55	0	0	5	2	0	0	50	25.42	5	18.34	0	0	0	0	283	863.23	379	957.54
5	IMPHALWEST	18	14.09	0	0	16	38.85	0	0	62	29.25	24	85.6	0	0	0	0	1018	4678.65	1138	4846.44
6	JIRIBAM	0	0	0	0	0	0	0	0	0	0	0	0	0	0	0	0	0	0	0	0
7	KAKCHING	1	1.5	0	0	0	0	0	0	0	0	5	12.1	0	0	0	0	2	17.19	8	30.79
8	KAMJONG	0	0	0	0	0	0	0	0	0	0	0	0	0	0	0	0	0	0	0	0
9	KANGPOKPI	0	0	0	0	1	1.96	0	0	9	33.47	0	0	0	0	0	0	10	17.49	20	52.92
10	NONEY	0	0	0	0	0	0	0	0	0	0	0	0	0	0	0	0	5	7	5	7
11	PHERZAWL	0	0	0	0	0	0	0	0	0	0	0	0	0	0	0	0	0	0	0	0
12	SENAPATI	0	0	0	0	0	0	0	0	0	0	0	0	0	0	0	0	3	31.47	3	31.47
13	TAMENGLONG	1	0.01	0	0	0	0	0	0	0	0	0	0	0	0	0	0	6	14.29	7	14.3
14	TENGNUPAL	0	0	0	0	0	0	0	0	0	0	0	0	0	0	0	0	7	7.8	7	7.8
15	THOUBAL	12	20.5	0	0	4	19	0	0	41	34.22	7	20.11	0	0	0	0	568	1822.58	632	1916.41
16	UKHRUL	0	0	0	0	2	4.5	0	0	1	1.5	2	3.3	0	0	0	0	9	28.98	14	38.28
Grand Total		73	89.51	0	0	31	77.07	0	0	189	162.81	47	145.35	0	0	0	0	2259	8569.98	2599	9044.72

**Bankwise Progress under Investment Credit Under Agriculture-Outstanding Report of Manipur as on date
30.06.2026**

(Amount in Rs. Lakhs)

SI No.	Bank Name	KCCs for AH and Allied Activities		Farm Production		Dairy		Farm Mechanisatio		Poultry		fisheries		Godown		Clinic		Other		Total IC- Agri OS	
		No	Amt	No	Amt	No	Amt	No	Amt	No	Amt	No	Amt	No	Amt	No	Amt	No	Amt	No	Amt
1	BOB	76	132.91	0	0	80	197.35	0	0	148	284.59	40	144.84	0	0	0	0	381	915.12	725	1674.81
2	BOI	0	0	0	0	0	0	0	0	0	0	0	0	0	0	0	0	4035	12319.1	4035	12319.1
3	BOM	0	0	3	15.91	0	0	0	0	1	1.34	3	1.9	0	0	1	5.77	111	342.58	119	367.5
4	CAN	2	0.85	1	4.81	22	82.15	5	21.91	105	77.1	47	339.24	0	0	0	0	613	1150.05	795	1676.11
5	CBI	40	55.79	0	0	43	137.11	4	0	21	31.97	38	79.46	0	0	0	0	95	192.82	241	497.15
6	IND	0	0	0	0	0	0	0	0	0	0	0	0	0	0	0	0	82	360.64	82	360.64
7	IOB	0	0	0	0	18	35.96	0	0	120	196.55	22	23.8	0	0	0	0	65	145.6	225	401.91
8	PNB	200	193.15	0	0	124	120.37	46	46.24	43	62.62	199	1100.85	0	0	0	0	438	1026.58	1050	2549.81
9	PSB	87	198.47	18	82.79	16	29.34	0	0	44	51.48	1	1.26	0	0	0	0	0	0	166	363.34
10	SBI	1	1	0	0	4	17.96	0	0	19	87.77	5	21.3	0	0	0	0	0	0	29	128.03
11	UCO	291	483.1	0	0	0	0	0	0	67	91.16	61	191.7	0	0	0	0	0	0	419	765.96
12	UNI	0	0	0	0	20	35.22	0	0	0	0	1	1.38	0	0	0	0	18	90.81	39	127.41
Pub	Total	697	1065.27	22	103.51	327	655.46	55	68.15	568	884.58	417	1905.73	0	0	1	5.77	5838	16543.3	7925	21231.8
1	AXIS	0	0	0	0	0	0	0	0	0	0	0	0	0	0	0	0	0	0	0	0
2	BAND	0	0	0	0	0	0	0	0	32	9.29	20	7.46	0	0	0	0	0	0	52	16.75
3	HDFC	0	0	0	0	0	0	94	37.6	0	0	0	0	0	0	0	0	841	3839.94	935	3877.54
4	ICICI	28	72.31	0	0	14	34.5	0	0	1374	2837.74	64	151.73	0	0	0	0	2257	6627.4	3737	9723.68
5	IDBI	0	0	0	0	0	0	0	0	0	0	0	0	0	0	0	0	59	189.1	59	189.1
6	INDUS	0	0	0	0	0	0	0	0	0	0	0	0	0	0	0	0	0	0	0	0
7	YES	0	0	0	0	0	0	0	0	0	0	0	0	0	0	0	0	0	0	0	0
Priv	Total	28	72.31	0	0	14	34.5	94	37.6	1406	2847.03	84	159.19	0	0	0	0	3157	10656.4	4783	13807.1
1	SSFB	0	0	0	0	0	0	0	0	0	0	0	0	0	0	0	0	0	0	0	0
Small FB	Total	0	0	0	0	0	0	0	0	0	0	0	0	0	0	0	0	0	0	0	0
1	MRB	0	0	0	0	0	0	0	0	0	0	0	0	0	0	0	0	0	0	0	0
RRB	Total	0	0	0	0	0	0	0	0	0	0	0	0	0	0	0	0	0	0	0	0
1	MSCB	1561	1139.5	0	0	79	250.79	0	0	96	402.59	725	2734.38	0	0	0	0	1614	2093.9	4075	6621.16
Grand	Total	2286	2277.08	22	103.51	420	940.75	149	105.75	2070	4134.2	1226	4799.3	0	0	1	5.77	10609	29293.7	16783	41660

District wise Investment Credit Under Agriculture-Outstanding report of Manipur as on date 30.06.2025

(Amount in Rs.Lakhs)

Sl No.	Bank Name	KCCs for AH and Allied Activities		Farm Production		Dairy		Farm Mechanisation		Poultry		fisheries		Godown		Clinic		Other		Total IC- Agri OS	
		No	Amt	No	Amt	No	Amt	No	Amt	No	Amt	No	Amt	No	Amt	No	Amt	No	Amt	No	Amt
1	BISHNUPUR	255	220.59	0	0	19	75.4	0	0	227	350.78	465	1528.5	0	0	0	0	1716	3878.5	2682	6053.81
2	CHANDEL	25	28.59	0	0	0	0	0	0	15	26.11	1	1.02	0	0	0	0	3	4.03	44	59.75
3	CHURACHANDPUR	362	346.82	0	0	106	64.42	10	3.06	90	126.62	35	80.64	0	0	0	0	359	558.42	962	1179.98
4	IMPHALEAST	440	518.57	9	53.55	65	150.97	57	30.26	658	1388.84	82	490.28	0	0	0	0	1553	4235.78	2864	6868.25
5	IMPHALWEST	542	531.26	12	45.15	169	496.6	20	21.51	695	1646.34	266	1146.9	0	0	1	5.77	3843	13303.8	5548	17197.3
6	JIRIBAM	14	14.44	0	0	2	8.73	0	0	4	10.42	1	4.76	0	0	0	0	5	19.99	26	58.34
7	KAKCHING	223	306.47	0	0	9	22.08	0	0	40	97.36	270	1187.2	0	0	0	0	204	302.2	746	1915.31
8	KAMJONG	0	0	0	0	0	0	0	0	0	0	0	0	0	0	0	0	0	0	0	0
9	KANGPOKPI	39	13.76	0	0	10	19.9	0	0	37	74.78	4	6.98	0	0	0	0	112	205.58	202	321
10	NONEY	0	0	0	0	0	0	0	0	0	0	1	1.03	0	0	0	0	82	88.06	83	89.09
11	PHERZAWL	0	0	0	0	0	0	0	0	0	0	0	0	0	0	0	0	0	0	0	0
12	SENAPATI	6	6.94	0	0	2	2.46	28	8.29	2	0.83	1	3.78	0	0	0	0	50	211.56	89	233.86
13	TAMENGLONG	61	55.24	0	0	6	0.9	1	0.86	16	7.66	1	0.41	0	0	0	0	75	55.08	160	120.15
14	TENGNUUPAL	19	15.54	0	0	0	0	0	0	1	1.07	1	1.43	0	0	0	0	36	40.37	57	58.41
15	THOUBAL	268	165.07	1	4.81	22	91.37	33	41.77	268	389.99	95	342.11	0	0	0	0	2268	6057.47	2955	7092.59
16	UKHRUL	32	53.79	0	0	10	7.92	0	0	17	13.4	3	4.22	0	0	0	0	303	332.88	365	412.21
Grand Total		2286	2277.08	22	103.5	420	940.75	149	105.8	2070	4134.2	1226	4799.3	0	0	1	5.77	10609	29293.7	16783	41660

Bankwise Progress under KISAN CREDIT CARD Report of Manipur during the FY-2025-2026 & O/S as on date 30.06.2025

(Amount in Rs. Lakhs)

Sl No.	Bank Name	No. of KCC issued during quarter (Including renewal)	KCC Disbursed Amount during quarter	Total O/S KCC No.	Total O/S KCC Amount.	Number of rupay card Issued	KCC Card activated	No. of KCC for animal husbandary issued during quarter (Including renewal)	KCC for animal husbandary Amount disbursed during quarter	AH Total no. of KCC	AH Outstanding amount.	AH Number of rupay card Issued	AH Card activated	No. of KCC for Fishries issued during quarter (including renewal)	KCC for Fishery Amount disbursed during quarter	Fishery Total no. of KCC	Fishery Outstanding amount.	Fishery Number of rupay card Issued	Fishery Card activated
1	BOB	54	96.22	385	596.16	0	0	38	61.03	231	375.2	0	0	0	0	6	13.03	0	0
2	BOI	1	6.25	196	109.24	89	44	0	0.02	11	7.25	10	3	1	1.99	1	2	1	0
3	BOM	1	0.5	2	2.81	2	2	0	0	0	0	0	0	1	0.8	2	1.96	2	2
4	CAN	19	31	535	403	99	99	1	0	2	0	0	0	0	0	2	0	2	2
5	CBI	0	0	24	15.03	24	13	0	0	9	16.18	7	3	0	0	31	39.58	29	5
6	IND	0	0	381	261.54	112	109	0	0	12	11.77	0	0	0	0	10	11.04	0	0
7	IOB	16	24.95	205	241.7	205	205	0	0	0	0	0	0	0	0	0	0	0	0
8	PNB	55	45.14	9701	6120.12	347	60	5	0.88	122	112.05	0	31	2	0	17	23.94	0	1
9	PSB	3	7.79	69	132.37	64	64	2	3.81	24	42.88	26	26	0	0	2	2.81	1	1
10	SBI	317	316.41	317	308.04	1895	1308	1	1	1	1	71	70	5	21.3	5	15.73	2	2
11	UCO	69	118.09	1302	1186.18	24	24	3	4.8	326	537.28	0	0	2	2.7	66	196.62	0	0
12	UNI	9	38.17	28	71.23	4	4	0	0	0	0	0	0	1	1.5	1	1.38	0	0
Public	Total	544	684.52	13145	9447.42	2865	1932	50	71.54	738	1103.61	114	133	12	28.29	143	308.09	37	13
1	AXIS	120	268.62	195	3008.06	107	104	0	0	0	0	0	0	0	0	0	0	0	0
2	BAND	0	0	0	0	0	0	0	0	0	0	0	0	0	0	0	0	0	0
3	HDFC	131	681.24	1095	3424.84	637	132	0	0	0	0	0	0	0	0	0	0	0	0
4	ICICI	0	0	3	7.27	3	0	0	0	0	0	0	0	0	0	1	1.61	1	0
5	IDBI	0	0	1059	510.89	1059	1059	0	0	0	0	0	0	0	0	0	0	0	0
6	INDUS	0	0	0	0	0	0	0	0	0	0	0	0	0	0	0	0	0	0
7	YES	0	0	0	0	0	0	0	0	0	0	0	0	0	0	0	0	0	0
Private	Total	251	949.86	2352	6951.06	1806	1295	0	0	0	0	0	0	0	0	1	1.61	1	0
1	SSFB	0	0	0	0	0	0	0	0	0	0	0	0	0	0	0	0	0	0
Small FB	Total	0	0	0	0	0	0	0	0	0	0	0	0	0	0	0	0	0	0
1	MRB	858	429.95	9805	4650.35	8114	8114	105	87.61	685	463.47	683	683	28	13.61	132	67.33	127	127
RRB	Total	858	429.95	9805	4650.35	8114	8114	105	87.61	685	463.47	683	683	28	13.61	132	67.33	127	127
1	MSCB	13	12.15	3216	1852.35	2987	2977	10	10.85	1367	1037.71	1372	1368	4	1.95	237	253.09	234	234
Grand	Total	1666	2076.48	28518	22901.18	15772	14318	165	170	2790	2604.79	2169	2184	44	43.85	513	630.12	399	374

District wise progress under KCC report of Manipur during the FY2025-2026 & O/S as on date 30.06.2025

(Amount in Rs.Lakhs)

Sl No.	District Name	No. of KCC issued during quarter (Including renewal)	KCC Disbursed Amount during quarter	Total O/S KCC No.	Total O/S KCC Amount.	Number of repay card Issued	KCC Card activated	No. of KCC for animal husbandary issued during quarter (Including renewal)	KCC for animal husbandary Amount disbursed during quarter	AH Total no. of KCC	AH Outstanding amount.	AH Number of repay card Issued	AH Card activated	No. of KCC for Fishries issued during quarter (including renewal)	KCC for Fishery Amount disbursed during quarter	Fishery Total no. of KCC	Fishery Outstanding amount.	Fishery Number of repay card Issued	Fishery Card activated
1	BISHNUPUR	378	251.9	4917	3039.53	4132	4094	3	2.8	297	243.58	253	248	28	13.61	163	137.2	154	143
2	CHANDEL	14	16.89	92	55.82	2	2	0	0	25	28.59	6	6	0	0	1	1.02	0	0
3	CHURACHANDPUR	145	170.89	1293	840.11	1382	996	1	0.42	219	279.53	104	102	0	0	34	75.37	17	4
4	IMPHALEAST	265	437.91	3102	3094.49	2106	1833	32	54.99	762	807.81	567	559	1	1.99	11	18.3	8	8
5	IMPHALWEST	261	489.28	12635	10863.96	3446	3003	35	28.6	604	569.5	550	549	7	17.25	55	65.27	41	40
6	JIRIBAM	2	0	67	31.67	21	21	1	0	10	9.31	8	8	1	0	4	4.56	0	0
7	KAKCHING	78	119.12	1023	1061.16	845	825	1	1.5	309	244.61	234	234	2	2.7	181	272.96	130	130
8	KAMJONG	1	1.05	1	1.05	0	0	0	0	0	0	0	0	0	0	0	0	0	0
9	KANGPOKPI	38	48.04	663	416.98	647	572	2	1.47	24	19.19	28	28	0	0	0	0	0	0
10	NONEY	8	10.5	272	223.2	78	78	1	0	4	1.88	3	3	0	0	0	0	0	0
11	PHERZAWL	0	0	0	0	0	0	0	0	0	0	0	0	0	0	0	0	0	0
12	SENAPATI	115	112.03	782	640.09	692	521	0	0	6	6.94	1	1	0	0	0	0	0	0
13	TAMENGLONG	12	9.12	144	112.1	15	15	4	0.01	38	33.42	0	0	1	0	10	6.66	2	2
14	TENGNUPAL	53	30.07	145	74.63	21	22	10	4.72	53	34.7	29	32	0	0	2	1.83	2	2
15	THOUBAL	259	305.01	2784	1905.37	2262	2209	74	73.99	382	279.52	343	371	2	5	48	42.52	44	44
16	UKHRUL	37	74.67	598	541.02	123	127	1	1.5	57	46.21	43	43	2	3.3	4	4.43	1	1
Grand Total		1666	2076.48	28518	22901.18	15772	14318	165	170	2790	2604.79	2169	2184	44	43.85	513	630.12	399	374

Bankwise Progress under FI & KCC Report of Manipur as on date 30.06.2025

District wise progress under FI & KCC report of Manipur as on date 30.06.2025

Sl No.	Bank Name	Inactive CSPs	RuPay card active in PMJDY	First time active RuPay card	Aadhaar Authenticated SB accounts	RuPay card issued in KCC
1	BOB	0	1579	1611	73733	20
2	BOI	0	121	811	36289	177
3	BOM	0	4635	2126	5197	2
4	CAN	0	3281	784	16481	99
5	CBI	22	23607	0	201498	34
6	IND	0	1324	22310	43089	112
7	IOB	0	9956	9956	9429	5039
8	PNB	0	0	0	18281	2
9	PSB	0	7616	0	7179	103
10	SBI	20	157299	43625	589819	443
11	UCO	0	5704	0	137409	14
12	UNI	0	4105	0	13015	0
Public	Total	42	219227	81223	1151419	6045
1	AXIS	0	1956	0	13876	107
2	BAND	0	235	281	18328	0
3	HDFC	44	1990	1990	11355	637
4	ICICI	0	214	482	16564	2
5	IDBI	0	0	0	4229	1059
6	INDUS	0	410	0	13174	0
7	YES	405	48	0	1188	0
Private	Total	449	4853	2753	78714	1805
1	SSFB	0	0	0	0	0
Small FB	Total	0	0	0	0	0
1	MRB	0	47473	47473	182469	8235
RRB	Total	0	47473	47473	182469	8235
1	MSCB	0	2702	914	61017	3397
Grand	Total	491	274255	132363	1473619	19482

Sl No.	District Name	Inactive CSPs	RuPay card active in PMJDY	First time active RuPay card	Aadhaar Authenticated SB accounts	RuPay card issued in KCC
1	BISHNUPUR	8	30885	15649	188449	4593
2	CHANDEL	1	3913	1408	24037	2
3	CHURACHANDPUR	11	28698	7549	165374	646
4	IMPHALEAST	10	34374	18272	190258	2108
5	IMPHALWEST	431	78895	42572	443352	8000
6	JIRIBAM	0	148	132	5162	28
7	KAKCHING	1	16331	7913	78045	850
8	KAMJONG	0	1041	361	3820	0
9	KANGPOKPI	0	10272	7684	56785	498
10	NONEY	1	3605	2408	8622	75
11	PERZAWL	0	0	0	0	0
12	SENAPATI	4	11727	3826	76802	197
13	TAMENGLONG	1	1141	760	4465	14
14	TENGNUOPAL	0	5127	3085	22294	17
15	THOUBAL	22	38677	15215	156472	2368
16	UKHRUL	1	9421	5529	49682	86
Grand	Total	491	274255	132363	1473619	19482

**Bankwise Progress under SHG Report of Manipur during the FY-2025-2026 & O/S as on date
30.06.2025**

(Amount in Rs. Lakhs)

SI No.	Bank Name	During the Quarter Savings Linked No	During the Quarter Savings Linked Amount	During the Quarter Credit Linked No	During the Quarter Credit Linked Amount	Current FY Savings Linked No	Current FY Savings Linked Amount	Current FY Credit Linked No	Current FY Credit Linked Amount	SHG O/S No.	SHG O/S Amt.	SHG NPA No.	SHG NPA Amt.	SHG NPA Amt. %
1	BOB	4	0.11	4	5.7	4	0.11	4	5.7	267	313.59	16	16.91	5.39
2	BOI	0	0	2	11.77	0	0	2	11.77	157	257.86	15	4.49	1.74
3	BOM	82	1.29	0	0	170	72.44	0	0	0	0	0	0	0
4	CAN	12	0.14	8	10.87	12	0.14	8	10.87	109	190.77	3	3.17	1.66
5	CBI	14	3.81	9	9.52	14	3.81	9	9.52	6	10.74	3	6.25	58.19
6	IND	9	0.3	11	22.62	222	155.35	55	79	55	79.07	0	0	0
7	IOB	0	0	5	8.4	0	0	0	0	0	0	0	0	0
8	PNB	40	0.49	28	36.97	40	0.49	28	36.97	321	247.85	122	29.98	12.1
9	PSB	0	0	0	0	24	17.5	0	0	0	0	0	0	0
10	SBI	227	3.28	178	267.69	227	3.28	178	267.69	101	265.74	0	0	0
11	UCO	36	1.86	5	21	36	1.86	5	21	51	81.36	5	1.86	2.29
12	UNI	1	0.01	2	3	1	0.01	2	3	3	2.9	0	0	0
Pub	Total	425	11.29	252	397.54	750	254.99	291	445.52	1070	1449.88	164	62.66	4.32
1	AXIS	0	0	0	0	0	0	0	0	0	0	0	0	0
2	BAND	0	0	0	0	0	0	0	0	0	0	0	0	0
3	HDFC	0	0	0	0	0	0	0	0	0	0	0	0	0
4	ICICI	0	0	0	0	0	0	0	0	0	0	0	0	0
5	IDBI	1	0.01	1	6.3	1	0.01	1	6.3	27	158.61	2	12.97	8.18
6	INDUS	0	0	0	0	0	0	0	0	0	0	0	0	0
7	YES	0	0	0	0	0	0	0	0	0	0	0	0	0
Priv	Total	1	0.01	1	6.3	1	0.01	1	6.3	27	158.61	2	12.97	8.18
1	SSFB	0	0	0	0	0	0	0	0	0	0	0	0	0
Small FB	Total	0	0	0	0	0	0	0	0	0	0	0	0	0
1	MRB	272	32.12	300	627.7	272	32.12	300	627.7	2732	3170.99	423	266.3	8.4
RRB	Total	272	32.12	300	627.7	272	32.12	300	627.7	2732	3170.99	423	266.3	8.4
1	MSCB	41	5.49	23	66.5	41	5.49	23	66.5	480	383.37	262	171.62	44.77
Grand	Total	739	48.91	576	1098.04	1064	292.61	615	1146.02	4309	5162.85	851	513.55	9.95

District wise SHG report of Manipur during the FY 2025-2026 & O/S as on date 30.06.2025

(Amount in Rs.Lakhs)

Sl No.	DistrictName	During the Quarter Savings Linked No	During the Quarter Savings Linked Amount	During the Quarter Credit Linked No	During the Quarter Credit Linked Amount	Current FY Savings Linked No	Current FY Savings Linked Amount	Current FY Credit Linked No	Current FY Credit Linked Amount	SHG O/S No.	SHG O/S Amt.	SHG NPA No.	SHG NPA Amt.	SHG NPA Amt. %
1	BISHNUPUR	85	3.77	32	47.31	135	4.54	32	47.31	571	501.63	199	126.92	25.3
2	CHANDEL	11	0	0	0	11	0	0	0	2	0.07	2	0.07	100
3	CHURACHANDPUR	98	3.09	83	134.36	100	4.21	83	134.36	291	282.48	115	48.67	17.23
4	IMPHALEAST	79	17.05	86	213.23	119	28.18	86	213.23	921	1212.93	65	39.78	3.28
5	IMPHALWEST	142	12.06	96	199.25	329	239.34	140	255.63	936	1158.46	110	85.87	7.41
6	JIRIBAM	31	0.44	16	48	31	0.44	16	48	16	14.05	1	0.33	2.35
7	KAKCHING	21	0.5	77	92.28	52	1.23	77	92.28	304	323.25	104	64.2	19.86
8	KAMJONG	14	0	0	0	14	0	0	0	0	0	0	0	0
9	KANGPOKPI	14	0.11	12	23.8	25	0.48	7	15.4	45	115.53	5	4.2	3.64
10	NONEY	56	1.68	8	8	56	1.68	8	8	97	105.95	14	6.51	6.14
11	PHERZAWL	0	0	0	0	0	0	0	0	0	0	0	0	0
12	SENAPATI	50	0.64	8	10.38	50	0.64	8	10.38	95	283.71	1	0.39	0.14
13	TAMENGLONG	28	0.45	14	16.06	28	0.45	14	16.06	32	30.99	6	0.85	2.74
14	TENGNUPAL	1	0.01	16	51.19	1	0.01	16	51.19	120	118.52	18	22.92	19.34
15	THOUBAL	37	8.06	126	251.18	41	10.36	126	251.18	806	959.21	194	109.36	11.4
16	UKHRUL	72	1.05	2	3	72	1.05	2	3	73	56.07	17	3.48	6.21
Grand	Total	739	48.91	576	1098.04	1064	292.61	615	1146.02	4309	5162.85	851	513.55	9.95

Bankwise Progress under JLG Report of Manipur during the FY 2025-2026 & O/S as on date 30.06.2025

District-wise progress under JLG report of Manipur during the FY 2025-2026 & O/S as on date 30.06.2025

(Amount in Rs. Lakhs)

(Amount in Rs.Lakhs)

SI No.	Bank Name	CY Disbursement No.	CY Disbursement Amt.	Outstanding No.	Outstanding Amt.
1	BOB	0	0	0	0
2	BOI	0	0	0	0
3	BOM	0	0	0	0
4	CAN	0	0	0	0
5	CBI	0	0	2	4.03
6	IND	0	0	0	0
7	IOB	0	0	0	0
8	PNB	0	0	1	0.65
9	PSB	0	0	0	0
10	SBI	0	0	0	0
11	UCO	63	54.66	67	41.57
12	UNI	0	0	0	0
Pub	Total	63	54.66	70	46.25
1	AXIS	1	0.45	491	71.5
2	BAND	0	0	0	0
3	HDFC	0	0	1498	1203.29
4	ICICI	0	0	0	0
5	IDBI	0	0	15	114.57
6	INDUS	0	0	0	0
7	YES	0	0	0	0
Priv	Total	1	0.45	2004	1389.36
1	SSFB	0	0	9	0.61
SFB	Total	0	0	9	0.61
1	MRB	0	0	29	20.56
RRB	Total	0	0	29	20.56
1	MSCB	0	0	128	177.41
Grand	Total	64	55.11	2240	1634.19

SI No.	District Name	CY Disbursement No.	CY Disbursement Amt.	Outstanding No.	Outstanding Amt.
1	BISHNUPUR	10	4	95	74.28
2	CHANDEL	0	0	1	0.85
3	CHURACHANDPUR	0	0	27	89.57
4	IMPHALEAST	0	0	910	607.42
5	IMPHALWEST	51	50.03	627	355.01
6	JIRIBAM	0	0	0	0
7	KAKCHING	0	0	14	22.1
8	KAMJONG	0	0	0	0
9	KANGPOKPI	0	0	9	8.56
10	NONEY	0	0	0	0
11	PHERZAWL	0	0	0	0
12	SENAPATI	0	0	39	84.92
13	TAMENGLONG	0	0	0	0
14	TENGNOUNPAL	1	0.45	1	0.44
15	THOUBAL	0	0	505	369.49
16	UKHRUL	2	0.63	12	21.55
Grand	Total	64	55.11	2240	1634.19

**Bankwise Progress under NRLM Report of Manipur during the FY-
2025-2026 & O/S as on date 30.06.2025**

(Amount in Rs. Lakhs)

SI No.	Bank Name	Current Year Self-Help Group No.	Current Year Self-Help Group Amount	NRLM O/S No.	NRLM O/S Amt.	NRLM Irregular A/C No.	NRLM Irregular A/C Amt.	NRLM NPA No.	NRLM NPA Amt.	NRLM NPA Amt. %
1	BOB	61	46.95	228	266.67	3	0.08	0	0	0
2	BOI	19	63.5	152	246.99	25	32.51	14	4.47	1.81
3	BOM	0	0	0	0	0	0	0	0	0
4	CAN	0	0	2	0.92	0	0	0	0	0
5	CBI	233	204.77	337	794	21	50.03	10	10.72	1.35
6	IND	12	26	55	79.07	2	2.14	0	0	0
7	IOB	0	0	0	0	0	0	0	0	0
8	PNB	31	181.4	180	211.15	0	0	1	2.89	1.37
9	PSB	0	0	0	0	0	0	0	0	0
10	SBI	75	169.93	431	665.02	85	74.35	0	0	0
11	UCO	15	48	38	76.36	0	0	5	1.86	2.44
12	UNI	2	3	3	2.9	0	0	0	0	0
Pub	Total	448	743.55	1426	2343.08	136	159.11	30	19.94	0.85
1	AXIS	0	0	0	0	0	0	0	0	0
2	BAND	0	0	0	0	0	0	0	0	0
3	HDFC	0	0	0	0	0	0	0	0	0
4	ICICI	0	0	0	0	0	0	0	0	0
5	IDBI	0	0	1	3.2	1	3.2	1	3.2	100
6	INDUS	0	0	0	0	0	0	0	0	0
7	YES	0	0	0	0	0	0	0	0	0
Priv	Total	0	0	1	3.2	1	3.2	1	3.2	100
1	SSFB	0	0	2	0	0	0	0	0	0
Small FB	Total	0	0	2	0	0	0	0	0	0
1	MRB	291	602.2	2107	2561.37	0	0	173	131.76	5.14
RRB	Total	291	602.2	2107	2561.37	0	0	173	131.76	5.14
1	MSCB	48	94.28	189	188.13	9	52.36	1	1.2	0.64
Grand	Total	787	1440.03	3725	5095.78	146	214.67	205	156.1	3.06

District wise progress under NRLM report of Manipur during the FY 2025-2026 & O/S as on date 30.06.2025

(Amount in Rs.Lakhs)

Sl No.	DistrictName	Current Year Self-Help Group No.	Current Year Self-Help Group Amount	NRLM O/S No.	NRLM O/S Amt.	NRLM Irregular A/C No.	NRLM Irregular A/C Amt.	NRLM NPA No.	NRLM NPA Amt.	NRLM NPA Amt. %
1	BISHNUPUR	74	80.85	246	291.57	1	4.02	11	6.02	2.06
2	CHANDEL	0	0	2	0.07	0	0	2	0.07	100
3	CHURACHANDPUR	141	175.03	304	450.72	20	36.7	7	7.52	1.67
4	IMPHALEAST	113	251.31	910	1216.28	7	6.52	37	22.08	1.82
5	IMPHALWEST	75	158.61	765	1015.66	8	8.55	15	15.66	1.54
6	JIRIBAM	16	48	70	77.89	1	0.29	0	0	0
7	KAKCHING	47	110.5	274	333.82	24	17.47	2	0.44	0.13
8	KAMJONG	0	0	0	0	0	0	0	0	0
9	KANGPOKPI	14	30.82	32	79.38	3	1.18	0	0	0
10	NONEY	8	8	70	83.6	0	0	7	3.67	4.39
11	PHERZAWL	0	0	0	0	0	0	0	0	0
12	SENAPATI	27	7.61	69	112.8	14	11.26	0	0	0
13	TAMENGLONG	13	78	14	17.28	0	0	0	0	0
14	TENGNOUNPAL	10	48.65	158	210.46	13	21.6	18	22.92	10.89
15	THOUBAL	247	439.65	784	1174.36	55	107.08	106	77.72	6.62
16	UKHRUL	2	3	27	31.89	0	0	0	0	0
Grand Total		787	1440.03	3725	5095.78	146	214.67	205	156.1	3.06

Bankwise Progress under NULM Report of Manipur during the FY-2025-2026 & O/S as on date 30.06.2025

(Amount in Rs. Lakhs)

Sl No.	Bank Name	Sep-I No.	Sep-I Amt	Sep-G No	Sep-G Amt.	Sep-G No. of Beneficiary	SHG No.	SHG Amt	SHG No. of Beneficiary	Women SHG No.	Women SHG Amt.	Women SHG No. of Beneficiary	Total Current Year NULM Disb No.	Total Current Year NULM Disb Amount	NULM O/S No.	NULM O/S Amt.	NULM NPA No.	NULM NPA Amt.	NULM NPA Amt. %
1	BOB	0	0	0	0	0	0	0	0	0	0	0	0	0	2	1.3	0	0	0
2	BOI	0	0	0	0	0	0	0	0	0	0	0	0	0	0	0	0	0	0
3	BOM	0	0	0	0	0	0	0	0	0	0	0	0	0	0	0	0	0	0
4	CAN	0	0	0	0	0	0	0	0	0	0	0	0	0	2	0.92	2	0.92	100
5	CBI	0	0	0	0	0	0	0	0	0	0	0	0	0	0	0	0	0	0
6	IND	0	0	0	0	0	0	0	0	0	0	0	0	0	1	0	1	0	0
7	IOB	0	0	0	0	0	0	0	0	0	0	0	0	0	0	0	0	0	0
8	PNB	0	0	0	0	0	0	0	0	0	0	0	0	0	38	29.5	23	7.4	25.08
9	PSB	0	0	0	0	0	0	0	0	0	0	0	0	0	0	0	0	0	0
10	SBI	0	0	0	0	0	0	0	0	0	0	0	0	0	38	40.45	16	20.09	49.67
11	UCO	0	0	0	0	0	0	0	0	0	0	0	0	0	13	5	0	0	0
12	UNI	0	0	0	0	0	0	0	0	0	0	0	0	0	3	2.9	0	0	0
Pub	Total	0	0	0	0	0	0	0	0	0	0	0	0	0	97	80.07	42	28.41	35.48
1	AXIS	0	0	0	0	0	0	0	0	0	0	0	0	0	0	0	0	0	0
2	BAND	0	0	0	0	0	0	0	0	0	0	0	0	0	0	0	0	0	0
3	HDFC	0	0	0	0	0	0	0	0	0	0	0	0	0	0	0	0	0	0
4	ICICI	0	0	0	0	0	0	0	0	0	0	0	0	0	0	0	0	0	0
5	IDBI	0	0	0	0	0	0	0	0	0	0	0	0	0	0	0	0	0	0
6	INDUS	0	0	0	0	0	0	0	0	0	0	0	0	0	0	0	0	0	0
7	YES	0	0	0	0	0	0	0	0	0	0	0	0	0	0	0	0	0	0
Priv	Total	0	0	0	0	0	0	0	0	0	0	0	0	0	0	0	0	0	0
1	SSFB	0	0	0	0	0	0	0	0	0	0	0	0	0	0	0	0	0	0
Small FB	Total	0	0	0	0	0	0	0	0	0	0	0	0	0	0	0	0	0	0
1	MRB	0	0	0	0	0	7	21.5	70	7	21.5	70	7	21.5	120	184.11	14	10	5.43
RRB	Total	0	0	0	0	0	7	21.5	70	7	21.5	70	7	21.5	120	184.11	14	10	5.43
1	MSCB	0	0	0	0	0	0	0	0	0	0	0	0	0	0	0	0	0	0
Grand	Total	0	0	0	0	0	7	21.5	70	7	21.5	70	7	21.5	217	264.18	56	38.41	14.54

District wise NULM report of Manipur during the FY2025-2026 & O/S as on date 30.06.2025

(Amount in Rs.Lakhs)

Sl No.	DistrictName	Sep-I No.	Sep-I Amt	Sep-G No	Sep-G Amt.	Sep-G No. of Beneficiary	SHG No.	SHG Amt	SHG No. of Beneficiary	Women SHG No.	Women SHG Amt.	Women SHG No. of Beneficiary	Total Current Year NULM Disb No.	Total Current Year NULM Disb Amount	NULM O/S No.	NULM O/S Amt.	NULM NPA No.	NULM NPA Amt.	NULM NPA Amt. %
1	BISHNUPUR	0	0	0	0	0	1	1.5	10	1	1.5	10	1	1.5	19	20.45	0	0	0
2	CHANDEL	0	0	0	0	0	0	0	0	0	0	0	0	0	0	0	0	0	0
3	CHURACHANDPUR	0	0	0	0	0	0	0	0	0	0	0	0	0	16	5.05	4	1.69	33.47
4	IMPHALEAST	0	0	0	0	0	3	7	30	3	7	30	3	7	11	12.28	3	3.48	28.34
5	IMPHALWEST	0	0	0	0	0	2	12	20	2	12	20	2	12	48	67.89	17	16.74	24.66
6	JIRIBAM	0	0	0	0	0	0	0	0	0	0	0	0	0	3	1.46	2	1.23	84.25
7	KAKCHING	0	0	0	0	0	1	1	10	1	1	10	1	1	12	7.05	7	3.26	46.24
8	KAMJONG	0	0	0	0	0	0	0	0	0	0	0	0	0	0	0	0	0	0
9	KANGPOKPI	0	0	0	0	0	0	0	0	0	0	0	0	0	0	0	0	0	0
10	NONEY	0	0	0	0	0	0	0	0	0	0	0	0	0	0	0	0	0	0
11	PHERZAWL	0	0	0	0	0	0	0	0	0	0	0	0	0	0	0	0	0	0
12	SENAPATI	0	0	0	0	0	0	0	0	0	0	0	0	0	4	12.37	1	2.04	16.49
13	TAMENGLONG	0	0	0	0	0	0	0	0	0	0	0	0	0	3	0.19	2	0.14	73.68
14	TENGNUPAL	0	0	0	0	0	0	0	0	0	0	0	0	0	0	0	0	0	0
15	THOUBAL	0	0	0	0	0	0	0	0	0	0	0	0	0	80	132.85	8	8.45	6.36
16	UKHRUL	0	0	0	0	0	0	0	0	0	0	0	0	0	21	4.59	12	1.38	30.07
Grand Total		0	0	0	0	0	7	21.5	70	7	21.5	70	7	21.5	217	264.18	56	38.41	14.54

Bankwise POSITION OF NPA UNDER GOVT. SPONSORED SCHEMES Report of Manipur as on date 30.06.2025

(Amount in Rs.Lakhs)

Sl No.	Bank Name	NRLM O/S		NRLM Irregular		NRLM NPA		NULM O/S		NULM NPA		PMEGP O/S		PMEGP NPA		SHG O/S		SHG NPA		SUI O/S		SUI NPA	
		No	Amt	No	Amt	No	Amt	No	Amt	No	Amt	No	Amt	No	Amt	No	Amt	No	Amt	No	Amt	No	Amt
1	BOB	228	266.67	3	0.08	0	0	2	1.3	0	0	514	2035.08	148	691.39	267	313.59	16	16.91	14	242.51	7	128.6
2	BOI	152	246.99	25	32.51	14	4.47	0	0	0	0	340	1150.21	120	226.76	157	257.86	15	4.49	19	150.47	5	68.71
3	BOM	0	0	0	0	0	0	0	0	0	0	19	101.49	4	10.25	0	0	0	0	0	0	0	0
4	CAN	2	0.92	0	0	0	0	2	0.92	2	0.92	341	1133.24	155	398.17	109	190.77	3	3.17	4	32.94	1	12.51
5	CBI	337	794	21	50.03	10	10.72	0	0	0	0	2	3.98	2	3.98	6	10.74	3	6.25	0	0	0	0
6	IND	55	79.07	2	2.14	0	0	1	0	1	0	255	1026.84	129	256.78	55	79.07	0	0	11	139.34	2	0.02
7	IOB	0	0	0	0	0	0	0	0	0	0	87	496.25	29	81.5	0	0	0	0	2	52.25	0	0
8	PNB	180	211.15	0	0	1	2.89	38	29.5	23	7.4	971	2225.09	659	1342	321	247.85	122	29.98	7	50.25	6	20.19
9	PSB	0	0	0	0	0	0	0	0	0	0	396	828.58	284	346.41	0	0	0	0	23	342.58	14	144.1
10	SBI	431	665.02	85	74.35	0	0	38	40.45	16	20.09	1766	4340.13	718	1553.7	101	265.74	0	0	144	3124.16	28	531.14
11	UCO	38	76.36	0	0	5	1.86	13	5	0	0	881	1499.11	541	971.11	51	81.36	5	1.86	27	447.97	4	62.96
12	UNI	3	2.9	0	0	0	0	3	2.9	0	0	6	23.26	0	0	3	2.9	0	0	2	19.8	0	0
Pub	Total	1426	2343.08	136	159.11	30	19.94	97	80.07	42	28.41	5578	14863.26	2789	5882	1070	1449.88	164	62.66	253	4602.27	67	968.23
1	AXIS	0	0	0	0	0	0	0	0	0	0	55	118.8	50	110.38	0	0	0	0	0	0	0	0
2	BAND	0	0	0	0	0	0	0	0	0	0	0	0	0	0	0	0	0	0	0	0	0	0
3	HDFC	0	0	0	0	0	0	0	0	0	0	2	0.48	2	0.48	0	0	0	0	3	6.37	0	0
4	ICICI	0	0	0	0	0	0	0	0	0	0	1	0.22	0	0	0	0	0	0	3	164.67	0	0
5	IDBI	1	3.2	1	3.2	1	3.2	0	0	0	0	84	423.44	23	83.56	27	158.61	2	12.97	3	22.53	0	0
6	INDUS	0	0	0	0	0	0	0	0	0	0	0	0	0	0	0	0	0	0	0	0	0	0
7	YES	0	0	0	0	0	0	0	0	0	0	0	0	0	0	0	0	0	0	0	0	0	0
Priv	Total	1	3.2	1	3.2	1	3.2	0	0	0	0	142	542.94	75	194.42	27	158.61	2	12.97	9	193.57	0	0
1	SSFB	2	0	0	0	0	0	0	0	0	0	0	0	0	0	0	0	0	0	0	0	0	0
Small FB	Total	2	0	0	0	0	0	0	0	0	0	0	0	0	0	0	0	0	0	0	0	0	0
1	MRB	2107	2561.37	0	0	173	131.76	120	184.11	14	10	0	0	0	0	2732	3170.99	423	266.3	16	222.28	4	39.31
RRB	Total	2107	2561.37	0	0	173	131.76	120	184.11	14	10	0	0	0	0	2732	3170.99	423	266.3	16	222.28	4	39.31
1	MSCB	189	188.13	9	52.36	1	1.2	0	0	0	0	0	0	0	0	480	383.37	262	171.62	1	8.12	0	0
Grand	Total	3725	5095.78	146	214.67	205	156.1	217	264.18	56	38.41	5720	15406.2	2864	6076.4	4309	5162.85	851	513.55	279	5026.24	71	1007.54

District wise POSITION OF NPA UNDER GOVT. SPONSORED SCHEMES report of Manipur as on date 30.06.2025

(Amount in Rs.Lakhs)

Sl No.	Bank Name	NRLM O/S		NRLM Irregular		NRLM NPA		NULM O/S		NULM NPA		PMEGP O/S		PMEGP NPA		SHG O/S		SHG NPA		SUI O/S		SUI NPA	
		No	Amt	No	Amt	No	Amt	No	Amt	No	Amt	No	Amt	No	Amt	No	Amt	No	Amt	No	Amt	No	Amt
1	BISHNUPUR	246	291.57	1	4.02	11	6.02	19	20.45	0	0	603	1103.05	343	597.93	571	501.63	199	126.92	6	111.01	1	6.79
2	CHANDEL	2	0.07	0	0	2	0.07	0	0	0	0	304	577.87	122	194.32	2	0.07	2	0.07	1	25.25	0	0
3	CHURACHANDPUR	304	450.72	20	36.7	7	7.52	16	5.05	4	1.69	319	702.78	194	296.29	291	282.48	115	48.67	48	1074.82	5	132.14
4	IMPHALEAST	910	1216.28	7	6.52	37	22.08	11	12.28	3	3.48	846	2738.83	364	851.11	921	1212.93	65	39.78	44	602.36	17	158.41
5	IMPHALWEST	765	1015.66	8	8.55	15	15.66	48	67.89	17	16.74	1466	5281.3	721	2186.93	936	1158.46	110	85.87	98	1902.52	36	585.83
6	JIRIBAM	70	77.89	1	0.29	0	0	3	1.46	2	1.23	11	21.88	7	11.36	16	14.05	1	0.33	0	0	0	0
7	KAKCHING	274	333.82	24	17.47	2	0.44	12	7.05	7	3.26	238	473.93	123	214.66	304	323.25	104	64.2	14	251.8	1	14.09
8	KAMJONG	0	0	0	0	0	0	0	0	0	0	36	64.81	29	55.9	0	0	0	0	0	0	0	0
9	KANGPOKPI	32	79.38	3	1.18	0	0	0	0	0	0	227	708.69	113	285.81	45	115.53	5	4.2	9	188.49	0	0
10	NONEY	70	83.6	0	0	7	3.67	0	0	0	0	32	75.56	13	20.58	97	105.95	14	6.51	0	0	0	0
11	PHERZAWL	0	0	0	0	0	0	0	0	0	0	0	0	0	0	0	0	0	0	0	0	0	0
12	SENAPATI	69	112.8	14	11.26	0	0	4	12.37	1	2.04	530	1167.32	262	442.23	95	283.71	1	0.39	41	715.08	8	91.52
13	TAMENGLONG	14	17.28	0	0	0	0	3	0.19	2	0.14	178	286.27	105	150.7	32	30.99	6	0.85	0	0	0	0
14	TENGNUPAL	158	210.46	13	21.6	18	22.92	0	0	0	0	84	174.26	53	99.83	120	118.52	18	22.92	0	0	0	0
15	THOUBAL	784	1174.36	55	107.08	106	77.72	80	132.85	8	8.45	525	1483.72	243	440.89	806	959.21	194	109.36	16	106.56	3	18.76
16	UKHRUL	27	31.89	0	0	0	0	21	4.59	12	1.38	321	545.93	172	227.89	73	56.07	17	3.48	2	48.35	0	0
Grand Total		3725	5095.78	146	214.67	205	156.1	217	264.18	56	38.41	5720	15406.2	2864	6076.43	4309	5162.85	851	513.55	279	5026.24	71	1007.54

Bankwise Progress under PRADHAN MANTRI MUDRA TOTAL O/S & NPA Report of Manipur as on date 30.06.2025

(Amount in Rs. Lakhs)

Sl No.	Bank Name	Sishu O/S		Sishu NPA		Kishore O/S		Kishore NPA		Tarun O/S		Tarun NPA		Tarun Plus O/S		Tarun Plus NPA		Total MUDRA O/S		Total MUDRA NPA		MUDRA NPA Amt.%
		No	Amt	No	Amt	No	Amt	No	Amt	No	Amt	No	Amt	No	Amt	No	Amt	No	Amt	No	Amt	
1	BOB	297	65.49	154	31.78	1243	1815.13	509	669.73	464	2229.12	221	1070.48	0	0	0	0	2004	4109.74	884	1771.99	43.12
2	BOI	532	1130.95	140	18.62	1029	1603.82	240	296.36	278	1835.82	47	298.78	0	0	0	0	1839	4570.59	427	613.76	13.43
3	BOM	70	24.58	8	4.52	76	59.26	3	4.9	20	168.39	2	11.99	0	0	0	0	166	252.23	13	21.41	8.49
4	CAN	382	145	102	37	917	278	1757	538	289	78	1824	478	0	0	0	0	1588	501	3683	1053	210.18
5	CBI	461	746.32	277	234.44	654	1121.23	229	367.94	247	1530.21	56	244.17	0	0	0	0	1362	3397.76	562	846.55	24.91
6	IND	221	29.23	173	17.7	514	903.91	240	335.54	194	1194.75	56	296.33	0	0	0	0	929	2127.89	469	649.57	30.53
7	IOB	43	5.38	8	0.76	276	425.72	34	40.36	88	520.61	4	28.95	0	0	0	0	407	951.71	46	70.07	7.36
8	PNB	1214	276.01	749	181.57	3583	5107.62	1469	1876.03	918	4884.53	244	1125.28	0	0	0	0	5715	10268.16	2462	3182.88	31
9	PSB	115	27.01	15	1.13	392	725.21	38	38.51	110	861	5	29.87	0	0	0	0	617	1613.22	58	69.51	4.31
10	SBI	5481	878.54	2291	338.67	6137	11696.46	2130	2973.47	1297	8214	252	1171.07	3	47.1	0	0	12918	20836.1	4673	4483.21	21.52
11	UCO	853	172.64	481	82.89	2227	3038.27	867	1109.91	164	1068.57	40	223.47	0	0	0	0	3244	4279.48	1388	1416.27	33.09
12	UNI	32	4.42	1	0.01	92	130.53	10	8.7	12	88.94	0	0	0	0	0	0	136	223.89	11	8.71	3.89
Pub	Total	9701	3505.57	4399	949.09	17140	26905.16	7526	8259.45	4081	22673.94	2751	4978.39	3	47.1	0	0	0	53131.77	14676	14186.93	431.83
1	AXIS	498	71.81	487	70.87	602	715.17	33	55.42	185	666.9	15	80.47	0	0	0	0	1285	1453.88	535	206.76	14.22
2	BAND	2689	430.25	2685	429.46	3834	1557.37	3682	1472.18	0	0	0	0	0	0	0	0	6523	1987.62	6367	1901.64	95.67
3	HDFC	8130	1085.99	7434	1021.74	460	313.82	240	69.83	184	691.33	8	26.74	0	0	0	0	8774	2091.14	7682	1118.31	53.48
4	ICICI	0	0	0	0	28	52.01	3	0.77	8	53.19	1	0.05	0	0	0	0	36	105.2	4	0.82	0.78
5	IDBI	12	1.27	5	0.86	146	257.16	53	75.48	152	797.09	27	137.44	0	0	0	0	310	1055.52	85	213.78	20.25
6	INDUS	0	0	0	0	0	0	0	0	0	0	0	0	0	0	0	0	0	0	0	0	0
7	YES	0	0	0	0	0	0	0	0	0	0	0	0	0	0	0	0	0	0	0	0	0
Priv	Total	11329	1589.32	10611	1522.93	5070	2895.53	4011	1673.68	529	2208.51	51	244.7	0	0	0	0	0	6693.36	14673	3441.31	184.4
1	SSFB	0	0	0	0	0	0	0	0	0	0	0	0	0	0	0	0	0	0	0	0	0
Small FB	Total	0	0	0	0	0	0	0	0	0	0	0	0	0	0	0	0	0	0	0	0	0
1	MRB	4958	1315.58	2946	856.79	8402	10608.6	1882	2366.94	248	1293.3	46	222.65	15	169.92	0	0	13623	13387.4	4874	3446.38	25.74
RRB	Total	4958	1315.58	2946	856.79	8402	10608.6	1882	2366.94	248	1293.3	46	222.65	15	169.92	0	0	0	13387.4	4874	3446.38	25.74
1	MSCB	0	0	0	0	0	0	0	0	0	0	0	0	0	0	0	0	0	0	0	0	0
Grand	Total	25988	6410.47	17956	3328.81	30612	40409.29	13419	12300.07	4858	26175.75	2848	5445.74	18	217.02	0	0	0	73212.53	34223	21074.62	641.97

District wise PMMY Outstandings-NPA report of Manipur as on date 30.06.2025

(Amount in Rs.Lakhs)

Sl No.	Bank Name	Sishu O/S		Sishu NPA		Kishore O/S		Kishore NPA		Tarun O/S		Tarun NPA		Tarun Plus O/S		Tarun Plus NPA		Total MUDRA O/S		Total MUDRA NPA		MUDRA NPA
		No	Amt	No	Amt	No	Amt	No	Amt	No	Amt	No	Amt	No	Amt	No	Amt	No	Amt	No	Amt	Amt. %
1	BISHNUPUR	2258	432.16	1519	279.32	2782	3427.84	1049	1018.95	306	1932.02	32	174.17	0	0	0	0	5346	5792.02	2600	1472.44	25.42
2	CHANDEL	221	35.23	118	18.5	528	816.23	214	241.68	13	59.7	5	14.78	0	0	0	0	762	911.16	337	274.96	30.18
3	CHURACHANDPUR	924	343.64	426	162.82	1489	2282.78	793	760.43	529	3516.45	246	311.82	3	47.1	0	0	2945	6189.97	1465	1235.07	19.95
4	IMPHALEAST	6226	1089.23	4744	756.95	4892	6267.15	1571	1440.83	852	4212.81	649	1093.07	10	113.07	0	0	11980	11682.26	6964	3290.85	28.17
5	IMPHALWEST	9377	2019.9	6634	1254.56	9308	10594.12	5069	4057.86	1647	7985.53	####	2567.78	4	42.28	0	0	20336	20641.83	12864	7880.2	38.18
6	JIRIBAM	89	13.04	55	6.86	174	153.6	113	60.5	17	65.91	1	3.59	0	0	0	0	280	232.55	169	70.95	30.51
7	KAKCHING	1055	204.42	664	142.14	1930	2456.94	765	750.77	137	737.39	25	151.85	0	0	0	0	3122	3398.75	1454	1044.76	30.74
8	KAMJONG	128	37.49	63	9.58	50	73.04	39	57.26	2	6.33	0	0	0	0	0	0	180	116.86	102	66.84	57.2
9	KANGPOKPI	314	79.05	113	26.7	844	2138.63	252	484.14	183	1136.02	41	218.88	0	0	0	0	1341	3353.7	406	729.72	21.76
10	NONEY	104	25.61	53	14.3	604	571.21	351	221.47	18	39.85	92	0	0	0	0	0	726	636.67	496	235.77	37.03
11	PHERZAWL	0	0	0	0	0	0	0	0	0	0	0	0	0	0	0	0	0	0	0	0	0
12	SENAPATI	343	128.09	270	69.27	1810	3532.53	733	997.48	532	3366.24	66	354.46	0	0	0	0	2685	7026.86	1069	1421.21	20.23
13	TAMENGLONG	81	27.35	38	11.78	507	489.46	468	237.76	41	38.07	210	17.01	0	0	0	0	629	554.88	716	266.55	48.04
14	TENGNOUNPAL	305	61.35	166	35.33	1102	1224.19	414	457.77	28	45.14	19	49.16	0	0	0	0	1435	1330.68	599	542.26	40.75
15	THOUBAL	4298	1853.51	3009	519.96	3572	4811.98	1254	1142.99	454	2420.38	283	398.74	1	14.57	0	0	8325	9100.44	4546	2061.69	22.65
16	UKHRUL	265	60.4	84	20.74	1020	1569.59	334	370.18	99	613.91	18	90.43	0	0	0	0	1384	2243.9	436	481.35	21.45
Grand Total		25988	6410.47	17956	3328.81	30612	40409.29	13419	12300.07	4858	26175.75	####	5445.74	18	217.02	0	0	0	73212.53	34223	21074.62	472.26

**Bankwise Progress under PMMY -Disbursement Report of Manipur during
the FY-2025-2026 upto date 30.06.2025**

(Amount in Rs. Lakhs)

SI No.	Bank Name	Sishu No.	Sishu Amt.	Kishore No.	Kishore Amt.	Tarun No.	Tarun Amt.	Tarun Plus No.	Tarun Plus Amt.	Total MUDRA Disb No.	Total MUDRA Disb Amt.
1	BOB	38	1.44	70	129.43	40	106	1	4.97	149	241.84
2	BOI	2	1	73	98.89	32	132.43	0	0	107	232.32
3	BOM	6	3.02	5	18.87	1	10	0	0	12	31.89
4	CAN	11	2	57	152	19	180	0	0	87	334
5	CBI	26	155.66	97	53.52	59	157.55	0	0	182	366.73
6	IND	1	0.5	6	16.97	6	43	0	0	13	60.47
7	IOB	2	0.9	30	77.85	2	14.5	0	0	34	93.25
8	PNB	11	2.93	309	396.29	40	259.93	0	0	360	659.15
9	PSB	4	1.52	66	83.6	7	68.04	0	0	77	153.16
10	SBI	75	33.07	680	1589.29	170	1390.06	0	0	925	3012.42
11	UCO	9	4.48	65	89.68	4	17.58	0	0	78	111.74
12	UNI	0	0	8	23.54	3	23.91	0	0	11	47.45
Pub	Total	185	206.52	1466	2729.93	383	2403	1	4.97	2035	5344.42
1	AXIS	1	0.45	3	8.29	0	0	0	0	4	8.74
2	BAND	0	0	0	0	0	0	0	0	0	0
3	HDFC	0	0	2	7.05	5	35.81	0	0	7	42.86
4	ICICI	2	1	94	205.76	21	156.11	0	0	117	362.87
5	IDBI	0	0	17	38.21	19	90.13	0	0	36	128.34
6	INDUS	0	0	0	0	0	0	0	0	0	0
7	YES	0	0	0	0	0	0	0	0	0	0
Priv	Total	3	1.45	116	259.31	45	282.05	0	0	164	542.81
1	SSFB	0	0	0	0	0	0	0	0	0	0
Small FB	Total	0	0	0	0	0	0	0	0	0	0
1	MRB	162	76.7	360	706.98	9	66.5	0	0	531	850.18
RRB	Total	162	76.7	360	706.98	9	66.5	0	0	531	850.18
1	MSCB	0	0	0	0	0	0	0	0	0	0
Grand	Total	350	284.67	1942	3696.22	437	2751.55	1	4.97	2730	6737.41

District wise PMMY Disbursements report of Manipur during the FY 2025-2026 upto date 30.06.2025

(Amount in Rs.Lakhs)

Sl No.	District Name	Sishu No	Sishu amt	Kishore no	Kishore Amt	Tarun No	Tarun Amt	Tarun Plus No.	Tarun Plus Amt.	Total MUDRA Disb No.	Total MUDRA Disb Amt.
1	BISHNUPUR	42	19.2	190	272.49	13	79.46	0	0	245	371.15
2	CHANDEL	1	0.39	34	58.41	0	0	0	0	35	58.8
3	CHURACHANDPUR	19	2.47	106	256.48	92	775.69	0	0	217	1034.64
4	IMPHALEAST	49	17.98	370	612.02	68	320.27	0	0	487	950.27
5	IMPHALWEST	106	147.81	544	1070.25	144	728.37	1	4.97	795	1951.4
6	JIRIBAM	0	0	1	1.76	0	0	0	0	1	1.76
7	KAKCHING	13	4.36	108	169.53	4	23.1	0	0	125	196.99
8	KAMJONG	6	3	0	0	0	0	0	0	6	3
9	KANGPOKPI	7	1.43	80	310.76	12	85.75	0	0	99	397.94
10	NONEY	5	1.5	15	30.39	1	6.5	0	0	21	38.39
11	PHERZAWL	0	0	0	0	0	0	0	0	0	0
12	SENAPATI	2	40.03	52	129.38	51	385.99	0	0	105	555.4
13	TAMENGLONG	2	0.01	17	40.8	5	45	0	0	24	85.81
14	TENGNOUNPAL	1	0.45	12	20.8	1	10	0	0	14	31.25
15	THOUBAL	31	13.05	316	567.53	35	207.87	0	0	382	788.45
16	UKHRUL	66	32.99	97	155.62	11	83.55	0	0	174	272.16
Grand Total		350	284.67	1942	3696.22	437	2751.55	1	4.97	2730	6737.41

Bankwise Progress under SUI Report of Manipur during the FY-2025-2026 & O/S as on date 30.06.2025

(Amount in Rs. Lakhs)

Sl No.	Bank Name	Current Year No. of Female Account	Current Year Sum of Female Amount	Current Year No. of Male Account to SC	Current Year Sum of Male Amount to SC	Current Year No. of Male Account to ST	Current Year Sum of Male Amount to ST	Total Current Year SUI Disb No.	Total Current Year SUI Disb Amount	SUI O/S No.	SUI O/S Amt.	SUI NPA No.	SUI NPA Amt.	SUI NPA Amt. %
1	BOB	0	0	1	15.2	1	15.2	2	30.4	14	242.51	7	128.6	53.03
2	BOI	0	0	0	0	0	0	0	0	19	150.47	5	68.71	45.66
3	BOM	2	10.94	0	0	0	0	2	10.94	0	0	0	0	0
4	CAN	0	0	0	0	0	0	0	0	4	32.94	1	12.51	37.98
5	CBI	0	0	0	0	0	0	0	0	0	0	0	0	0
6	IND	0	0	0	0	0	0	0	0	11	139.34	2	0.02	0.01
7	IOB	1	24.11	0	0	1	28.14	2	52.25	2	52.25	0	0	0
8	PNB	0	0	0	0	0	0	0	0	7	50.25	6	20.19	40.18
9	PSB	0	0	1	12	0	0	1	12	23	342.58	14	144.1	42.06
10	SBI	0	0	0	0	0	0	0	0	144	3124.16	28	531.14	17
11	UCO	15	271.96	0	0	4	59	19	330.96	27	447.97	4	62.96	14.05
12	UNI	1	9.9	0	0	0	0	1	9.9	2	19.8	0	0	0
Pub	Total	19	316.91	2	27.2	6	102.34	27	446.45	253	4602.27	67	968.23	21.04
1	AXIS	0	0	0	0	0	0	0	0	0	0	0	0	0
2	BAND	0	0	0	0	0	0	0	0	0	0	0	0	0
3	HDFC	0	0	0	0	0	0	0	0	3	6.37	0	0	0
4	ICICI	0	0	0	0	0	0	0	0	3	164.67	0	0	0
5	IDBI	1	9.73	0	0	0	0	1	9.73	3	22.53	0	0	0
6	INDUS	0	0	0	0	0	0	0	0	0	0	0	0	0
7	YES	0	0	0	0	0	0	0	0	0	0	0	0	0
Priv	Total	1	9.73	0	0	0	0	1	9.73	9	193.57	0	0	0
1	SSFB	0	0	0	0	0	0	0	0	0	0	0	0	0
Small FB	Total	0	0	0	0	0	0	0	0	0	0	0	0	0
1	MRB	0	0	0	0	0	0	0	0	16	222.28	4	39.31	17.68
RRB	Total	0	0	0	0	0	0	0	0	16	222.28	4	39.31	17.68
1	MSCB	0	0	0	0	0	0	0	0	1	8.12	0	0	0
Grand	Total	20	326.64	2	27.2	6	102.34	28	456.18	279	5026.24	71	1007.54	20.05

District wise SUI report of Manipur during the FY2025-2026 & O/S as on date 30.06.2025

(Amount in Rs.Lakhs)

Sl No.	District Name	Current Year No. of Female Account	Current Year Sum of Female Amount	Current Year No. of Male Account to SC	Current Year Sum of Male Amount to SC	Current Year No. of Male Account to ST	Current Year Sum of Male Amount to ST	Total Current Year SUI Disb No.	Total Current Year SUI Disb Amount	SUI O/S No.	SUI O/S Amt.	SUI NPA No.	SUI NPA Amt.	SUI NPA Amt. %
1	BISHNUPUR	2	16.59	0	0	0	0	2	16.59	6	111.01	1	6.79	6.12
2	CHANDEL	0	0	0	0	0	0	0	0	1	25.25	0	0	0
3	CHURACHANDPUR	0	0	0	0	3	45	3	45	48	1074.82	5	132.14	12.29
4	IMPHALEAST	4	86	1	12	1	14	6	112	44	602.36	17	158.41	26.3
5	IMPHALWEST	8	148.69	1	15.2	2	43.34	11	207.23	98	1902.52	36	585.83	30.79
6	JIRIBAM	0	0	0	0	0	0	0	0	0	0	0	0	0
7	KAKCHING	5	58.36	0	0	0	0	5	58.36	14	251.8	1	14.09	5.6
8	KAMJONG	0	0	0	0	0	0	0	0	0	0	0	0	0
9	KANGPOKPI	0	0	0	0	0	0	0	0	9	188.49	0	0	0
10	NONEY	0	0	0	0	0	0	0	0	0	0	0	0	0
11	PHERZAWL	0	0	0	0	0	0	0	0	0	0	0	0	0
12	SENAPATI	1	17	0	0	0	0	1	17	41	715.08	8	91.52	12.8
13	TAMENGLONG	0	0	0	0	0	0	0	0	0	0	0	0	0
14	TENGNOUNPAL	0	0	0	0	0	0	0	0	0	0	0	0	0
15	THOUBAL	0	0	0	0	0	0	0	0	16	106.56	3	18.76	17.61
16	UKHRUL	0	0	0	0	0	0	0	0	2	48.35	0	0	0
Grand Total		20	326.64	2	27.2	6	102.34	28	456.18	279	5026.24	71	1007.54	20.05

**Bankwise Progress under PMEGP Report of Manipur during the FY
2025-2026& O/S as on date 30.06.2025**

(Amount in Rs. Lakhs)

Sl No.	Bank Name	CY SANCTION A/C No.	CY SANCTION Amt.	CY DISBURSED A/C No.	CY DISBURSED Amt.	PMEGP O/S No.	PMEGP O/S Amt.	PMEGP NPA No.	PMEGP NPA Amt.	PMEGP NPA Amt. %
1	BOB	19	65.24	68	142.77	514	2035.08	148	691.39	33.97
2	BOI	0	0	45	71.14	340	1150.21	120	226.76	19.71
3	BOM	4	12.56	2	5.49	19	101.49	4	10.25	10.1
4	CAN	0	0	0	0	341	1133.24	155	398.17	35.14
5	CBI	2	9.49	2	3	2	3.98	2	3.98	100
6	IND	4	23.94	6	57	255	1026.84	129	256.78	25.01
7	IOB	0	0	0	0	87	496.25	29	81.5	16.42
8	PNB	5	24.46	16	72.97	971	2225.09	659	1341.95	60.31
9	PSB	0	0	0	0	396	828.58	284	346.41	41.81
10	SBI	34	127.81	34	109.67	1766	4340.13	718	1553.71	35.8
11	UCO	0	0	9	10.7	881	1499.11	541	971.11	64.78
12	UNI	0	0	0	0	6	23.26	0	0	0
Pub	Total	68	263.5	182	472.74	5578	14863.26	2789	5882.01	39.57
1	AXIS	7	3.79	7	0.05	55	118.8	50	110.38	92.91
2	BAND	0	0	0	0	0	0	0	0	0
3	HDFC	0	0	0	0	2	0.48	2	0.48	100
4	ICICI	0	0	0	0	1	0.22	0	0	0
5	IDBI	0	0	0	0	84	423.44	23	83.56	19.73
6	INDUS	0	0	0	0	0	0	0	0	0
7	YES	0	0	0	0	0	0	0	0	0
Priv	Total	7	3.79	7	0.05	142	542.94	75	194.42	35.81
1	SSFB	0	0	0	0	0	0	0	0	0
Small FB	Total	0	0	0	0	0	0	0	0	0
1	MRB	0	0	0	0	0	0	0	0	0
RRB	Total	0	0	0	0	0	0	0	0	0
1	MSCB	0	0	0	0	0	0	0	0	0
Grand	Total	75	267.29	189	472.79	5720	15406.2	2864	6076.43	39.44

District-wise progress under PMEGP report of Manipur during the FY 2025-2026 & O/S as on date 30.06.2025

(Amount in Rs.Lakhs)

Sl No.	DistrictName	CY SANCTION A/C No.	CY SANCTION Amt.	CY DISBURSED A/C No.	CY DISBURSED Amt.	PMEGP O/S No.	PMEGP O/S Amt.	PMEGP NPA No.	PMEGP NPA Amt.	PMEGP NPA Amt. %
1	BISHNUPUR	14	45.41	18	40.33	603	1103.05	343	597.93	54.21
2	CHANDEL	5	13.11	5	12.09	304	577.87	122	194.32	33.63
3	CHURACHANDPUR	0	0	2	3.45	319	702.78	194	296.29	42.16
4	IMPHALEAST	16	77.92	38	99.89	846	2738.83	364	851.11	31.08
5	IMPHALWEST	26	91.35	91	244.68	1466	5281.3	721	2186.93	41.41
6	JIRIBAM	0	0	0	0	11	21.88	7	11.36	51.92
7	KAKCHING	2	2.68	3	6.09	238	473.93	123	214.66	45.29
8	KAMJONG	0	0	0	0	36	64.81	29	55.9	86.25
9	KANGPOKPI	0	0	2	11.08	227	708.69	113	285.81	40.33
10	NONEY	0	0	0	0	32	75.56	13	20.58	27.24
11	PHERZAWL	0	0	0	0	0	0	0	0	0
12	SENAPATI	0	0	8	2.47	530	1167.32	262	442.23	37.88
13	TAMENGLONG	0	0	2	4.5	178	286.27	105	150.7	52.64
14	TENGNUUPAL	0	0	2	3.2	84	174.26	53	99.83	57.29
15	THOUBAL	11	29.26	16	37.24	525	1483.72	243	440.89	29.72
16	UKHRUL	1	7.56	2	7.77	321	545.93	172	227.89	41.74
Grand Total		75	267.29	189	472.79	5720	15406.2	2864	6076.43	39.44

**Bankwise Progress under EDUCATION LOAN Report of Manipur during the FY-2025-2026
& O/S as on date 30.06.2025**

(Rs. In Lakhs)

Sl No.	Bank Name	Sanctioned No	of which girl student Sanctioned No	Sanctioned Amt	of which girl student Sanctioned Amt	Disb. Number	of which girl student Disb No	Disb. Amt	of which girl student Disb Amt	OS No	of which girl student OS No	OS amt	of which girl student OS Amt
1	BOB	13	8	75.4	61.01	38	24	71.63	52.05	197	116	1569.86	1136.76
2	BOI	3	0	0	0	3	1	6	4.75	34	12	112.8	53.28
3	BOM	5	4	11	10	5	4	7.46	6.25	25	17	136.45	86.53
4	CAN	6	20	4	11	53	107	12	29	171	934	66	412
5	CBI	7	7	22.58	22.58	7	7	6.83	6.83	29	11	66.99	18.42
6	IND	0	0	0	0	1	0	0.6	0	24	12	123.41	73.59
7	IOB	0	0	0	0	1	0	4.5	0	7	4	66.04	43.94
8	PNB	3	2	4.32	2.54	4	1	2.93	0.48	97	37	498.37	204.92
9	PSB	1	1	2.27	2.27	1	1	0.75	0.75	12	5	36.98	16.88
10	SBI	40	22	205.54	56.91	100	60	300.08	105.69	584	328	3375.03	1899.61
11	UCO	0	3	0	14.71	2	1	1.58	0.8	21	13	122.65	57.39
12	UNI	0	0	0	0	0	0	0	0	12	7	210.62	88.35
Public	Total	78	67	325.11	181.02	215	206	414.36	206.6	1213	1496	6385.2	4091.67
1	AXIS	47	13	183.56	48.97	0	0	0	0	47	13	160.16	42.15
2	BAND	0	0	0	0	0	0	0	0	0	0	0	0
3	HDFC	0	0	0	0	0	0	0	0	4	0	10.98	0
4	ICICI	1	1	22.62	22.62	1	1	1.56	1.56	18	6	98.55	68.27
5	IDBI	0	0	0	0	2	2	2.24	2.24	39	35	108.9	82.38
6	INDUS	0	0	0	0	0	0	0	0	0	0	0	0
7	YES	0	0	0	0	0	0	0	0	0	0	0	0
Private	Total	48	14	206.18	71.59	3	3	3.8	3.8	108	54	378.59	192.8
1	SSFB	0	0	0	0	0	0	0	0	0	0	0	0
Small FB	Total	0	0	0	0	0	0	0	0	0	0	0	0
1	MRB	1	1	2.3	2.3	1	1	2.3	2.3	22	11	58.55	31.82
RRB	Total	1	1	2.3	2.3	1	1	2.3	2.3	22	11	58.55	31.82
1	MSCB	0	0	0	0	0	0	0	0	1	1	0.06	0.06
Grand	Total	127	82	533.59	254.91	219	210	420.46	212.7	1344	1562	6822.4	4316.35

District wise Progress under EDUCATION LOAN report of Manipur during the FY 2025-2026 & O/S as on date 30.06.2025

(Amount in Rs.Lakhs)

Sl No.	District Name	Sanctioned No	of which girl student Sanctioned No	Sanctioned Amt	of which girl student Sanctioned Amt	Disb. Number	of which girl student Disb No	Disb. Amt	of which girl student Disb Amt	OS No	of which girl student OS No	OS amt	of which girl student OS Amt
1	BISHNUPUR	9	7	19.65	17.76	9	8	12.21	11	37	18	134.54	73.36
2	CHANDEL	2	2	4.55	4.55	4	4	7.76	7.76	13	9	38.98	21.82
3	CHURACHANDPUR	10	6	18.07	8.38	13	10	14.83	11.08	96	86	225.63	169.76
4	IMPHALEAST	26	12	101.04	18.47	26	20	74.86	15.98	185	186	800.53	499.16
5	IMPHALWEST	54	39	304.63	164.48	139	145	245.63	129.46	800	1067	4890.93	3112.15
6	JIRIBAM	0	0	0	0	0	0	0	0	1	1	0.44	0.44
7	KAKCHING	3	2	4.6	2.29	4	1	4.64	0.07	29	13	70.63	33.78
8	KAMJONG	0	0	0	0	0	0	0	0	0	0	0	0
9	KANGPOKPI	0	0	0	0	4	3	6.55	4.53	19	13	142.03	108.03
10	NONEY	0	0	0	0	0	0	0	0	4	4	6.94	6.84
11	PHERZAWL	0	0	0	0	0	0	0	0	0	0	0	0
12	SENAPATI	2	2	16.21	19.15	4	3	16.79	14.87	55	31	242.47	117.13
13	TAMENGLONG	0	0	0	0	0	0	0	0	9	20	7	16
14	TENGNUPAL	1	0	2.8	0	0	0	0	0	4	1	24.9	15.05
15	THOUBAL	19	11	61.54	19.33	14	14	34.7	15.46	80	104	209.7	119.57
16	UKHRUL	1	1	0.5	0.5	2	2	2.49	2.49	12	9	27.68	23.26
Grand Total		127	82	533.59	254.91	219	210	420.46	212.7	1344	1562	6822.4	4316.35

Bankwise Financing under Overall, Rural & PMAY housing Report of Manipur during the FY-2025-2026 & O/S as on date 30.06.2025

(Amount in Rs.Lakhs)

Sl No.	Bank Name	Housing Loan (PS) O/S No	Housing Loan (PS) O/S Amount	Housing Loan (NPS) O/S No	Housing Loan (NPS) O/S Amount	Rural Housing Loan O/S No	Rural Housing Loan O/S Amount	Housing Loan Eligible under PMAY O/S No	Housing Loan Eligible under PMAY O/S Amount	Current Year Disburse d under PMAY No	Current Year Disburse d under PMAY Amount	PMAY O/S No	PMAY O/S Amount
1	BOB	208	2336.7	551	16337.37	0	0	0	0	0	0	0	0
2	BOI	19	209.49	10	140.1	0	0	0	0	0	0	0	0
3	BOM	43	665.08	62	2191.1	0	0	0	0	0	0	0	0
4	CAN	71	693.19	102	2596.36	51	816.94	5	71.46	0	0	5	71.46
5	CBI	33	277.68	1	16.35	0	0	0	0	0	0	0	0
6	IND	32	490.79	210	6078.91	49	1401.02	3	0.2	3	0.2	3	0.2
7	IOB	136	2781.86	91	406.5	0	0	0	0	0	0	1	15.36
8	PNB	1088	12827.23	380	8030.1	0	0	0	0	0	0	0	0
9	PSB	183	1892.88	0	0	0	0	166	1892.88	0	0	166	1892.88
10	SBI	2435	38150.09	6188	98475.47	3637	59032.02	4	57.05	0	0	4	57.05
11	UCO	405	4123.35	192	5491.24	0	0	0	0	0	0	0	0
12	UNI	3	41.21	25	766.07	0	0	0	0	0	0	0	0
Public	Total	4656	64489.55	7812	140529.6	3737	61249.98	178	2021.59	3	0.2	179	2036.95
1	AXIS	10	81.27	22	877.44	0	0	0	0	0	0	0	0
2	BAND	0	0	0	0	0	0	0	0	0	0	0	0
3	HDFC	819	925.68	16	177.55	57	63.72	0	0	0	0	0	0
4	ICICI	33	484.85	547	16281.13	0	0	0	0	0	0	0	0
5	IDBI	105	1503.44	107	2319.36	136	515.93	0	0	0	0	0	0
6	INDUS	0	0	0	0	0	0	0	0	0	0	0	0
7	YES	7152	0	0	0	0	0	0	0	0	0	0	0
Private	Total	8119	2995.24	692	19655.48	193	579.65	0	0	0	0	0	0
1	SSFB	0	0	0	0	0	0	0	0	0	0	0	0
Small FB	Total	0	0	0	0	0	0	0	0	0	0	0	0
1	MRB	159	2913.26	121	4494.17	87	2303.39	0	0	0	0	0	0
RRB	Total	159	2913.26	121	4494.17	87	2303.39	0	0	0	0	0	0
1	MSCB	126	1892.42	0	0	0	0	0	0	0	0	0	0
Grand	Total	13060	72290.47	8625	164679.2	4017	64133.02	178	2021.59	3	0.2	179	2036.95

District wise Financing under Overall, Rural & PMAY housing report of Manipur during the FY 2025-2026 & O/S as on date 30.06.2025

(Amount in Rs.Lakhs)

Sl No.	District Name	Housing Loan (PS) O/S No	Housing Loan (PS) O/S Amount	Housing Loan (NPS) O/S No	Housing Loan (NPS) O/S Amount	Rural Housing Loan O/S No	Rural Housing Loan O/S Amount	Housing Loan Eligible under PMAY O/S No	Housing Loan Eligible under PMAY O/S Amount	Current Year Disbursed under PMAY No	Current Year Disbursed under PMAY Amount	PMAY O/S No	PMAY O/S Amount
1	BISHNUPUR	434	4671.29	405	6656.58	3	70.94	0	0	0	0	0	0
2	CHANDEL	75	1116	93	1590.44	136	2269.48	0	0	0	0	0	0
3	CHURACHANDPUR	556	7737.78	1040	19152.53	1285	19898.14	0	0	0	0	0	0
4	IMPHALEAST	822	8290.08	1039	21298.65	968	16033.53	99	1033.88	1	0.07	99	1033.88
5	IMPHALWEST	10018	35140.33	4503	90982.63	310	5055.71	62	640.85	2	0.13	62	640.85
6	JIRIBAM	5	51.06	8	141.93	2	25.5	0	0	0	0	0	0
7	KAKCHING	221	3534.84	331	6508.43	14	191.57	0	0	0	0	0	0
8	KAMJONG	0	0	0	0	299	4256.87	0	0	0	0	0	0
9	KANGPOKPI	124	1973.14	225	3289.64	4	140.39	0	0	0	0	0	0
10	NONEY	1	26.52	1	34.24	2	60.76	0	0	0	0	0	0
11	PHERZAWL	0	0	0	0	0	0	0	0	0	0	0	0
12	SENAPATI	104	1674.05	211	2818.13	651	10841.95	0	0	0	0	0	0
13	TAMENGLONG	8	102.55	8	144.93	0	0	0	0	0	0	0	0
14	TENGNUPAL	58	829.98	62	1175.4	89	1515.88	0	0	0	0	0	0
15	THOUBAL	624	7050.2	691	10475.77	254	3772.3	17	346.86	0	0	18	362.22
16	UKHRUL	10	92.65	8	409.92	0	0	0	0	0	0	0	0
Grand Total		13060	72290.47	8625	164679.2	4017	64133.02	178	2021.59	3	0.2	179	2036.95

Bankwise Priority Sector LOAN TO WEAKER SECTION O/S Report of Manipur as on date 30.06.2025

(Amount in Rs. Lakhs)

Sl No.	Bank Name	Small and Marginal Farmers No	Small and Marginal Farmers Amt	Schedule d Castes No	Schedule d Castes Amt	Schedule d Tribes No	Schedule d Tribes Amt	DRI scheme No	DRI scheme Amt	Self Help Groups No	Self Help Groups Amt	women beneficia ries No	women beneficia ries Amt	Minority communi ties No	Minority communi ties Amt	PMJDY No	PMJDY Amt	Others No	Others Amt	Tot Weaker Sec O/S No.	Tot Weaker Sec O/S Amt.
1	BOB	1623	3960.6	230	1491.17	2448	12097.26	0	0	267	313.59	1422	822.09	909	5543.27	12	0.45	0	0	6911	24228.43
2	BOI	6540	18182.89	17	60.87	186	651.77	0	0	0	0	261	94.15	40	246.88	2	0.21	159	196.21	7205	19432.98
3	BOM	120	307.22	19	98.56	71	452.6	0	0	0	0	125	256.56	14	115.88	20	1.21	0	0	369	1232.03
4	CAN	2355	3930.02	37	146.6	1279	2843.68	19	1.4	109	190.77	910	512.97	1724	6832.32	520	0.17	192	686.36	7145	15144.29
5	CBI	538	1720.62	12	39.71	10	49.97	0	0	149	471.59	124	49.19	19	41.31	0	0	51	61.93	903	2434.32
6	IND	0	0	75	731.7	101	238.83	0	0	0	0	128	76.6	17	82.57	0	0	1	22.62	322	1152.32
7	IOB	32	95.02	8	15.56	65	133.26	0	0	0	0	27	17.97	1	2.67	0	0	0	0	133	264.48
8	PNB	21015	59008.48	4	2.65	61	24.19	0	0	0	0	2	0.79	0	0	0	0	54	172.53	21136	59208.64
9	PSB	53	59	93	97.19	335	1356.69	0	0	0	0	97	83.38	20	207.74	0	0	61	65.03	659	1869.03
10	SBI	8064	13855.59	912	2842.47	273	2216.96	0	0	123	258.05	4090	1574.56	8238	29777.21	5	0.35	2004	2743.2	23709	53268.4
11	UCO	3023	2737.65	221	346.19	1337	2952.86	0	0	1	0.01	824	221.62	61	294.37	0	0	95	78.13	5562	6630.83
12	UNI	48	108.86	4	72.23	116	931.04	0	0	3	2.9	52	18.93	135	1021.07	3	0.01	112	953.53	473	3108.57
Pub	Total	43411	103966	1632	5944.9	6282	23949.11	19	1.4	652	1236.91	8062	3728.81	11178	44165.29	562	2.4	2729	4979.6	74527	187974.3
1	AXIS	1258	7781.57	16	87.82	56	204.59	0	0	0	0	483	74.11	70	591.59	0	0	1	0.89	1884	8740.57
2	BAND	70	23.83	0	0	1	0.3	0	0	0	0	4647	1181.47	0	0	0	0	0	0	4718	1205.6
3	HDFC	950	2858.41	23	150.52	57	161.1	0	0	0	0	8462	1208.67	86	441.78	0	0	220	164.7	9798	4985.18
4	ICICI	888	2045.68	4	277.51	7	240.93	0	0	0	0	2	0.07	7	704.49	0	0	0	0	908	3268.68
5	IDBI	74	329.05	0	0	6	58.51	0	0	3	11.65	6	1.31	213	1563.98	0	0	48	282.43	350	2246.93
6	INDUS	0	0	0	0	0	0	0	0	0	0	0	0	0	0	0	0	0	0	0	0
7	YES	0	0	0	0	0	0	0	0	0	0	0	0	1	99.98	0	0	0	0	1	99.98
Priv	Total	3240	13038.54	43	515.85	127	665.43	0	0	3	11.65	13600	2465.63	377	3401.82	0	0	269	448.02	17659	20546.94
1	SSFB	0	0	0	0	0	0	0	0	0	0	0	0	0	0	0	0	249	179.43	249	179.43
Small FB	Total	0	0	0	0	0	0	0	0	0	0	0	0	0	0	0	0	249	179.43	249	179.43
1	MRB	15318	10308.23	420	532.51	2407	2512.13	0	0	2732	3171.02	11473	4509.28	4378	3888.9	94	3.05	0	0	36822	24925.12
RRB	Total	15318	10308.23	420	532.51	2407	2512.13	0	0	2732	3171.02	11473	4509.28	4378	3888.9	94	3.05	0	0	36822	24925.12
1	MSCB	2296	2774.27	1153	1849.8	1256	1330.01	0	0	683	576.81	1433	799.92	369	721.8	0	0	1227	836.05	8417	8888.66
Grand	Total	64265	130087	3248	8843.06	10072	28456.68	19	1.4	4070	4996.39	34568	11503.64	16302	52177.81	656	5.45	4474	6443.1	137674	242514.5

Districtwise Priority Sector LOAN TO WEAKER SECTION O/S Report of Manipur as on date 30.06.2025

(Amount in Rs. Lakhs)

Sl No.	District Name	Small and Marginal Farmers No	Small and Marginal Farmers Amt	Schedule d Castes No	Schedule d Castes Amt	Schedule d Tribes No	Schedule d Tribes Amt	DRI scheme No	DRI scheme Amt	Self Help Groups No	Self Help Groups Amt	women beneficia ries No	women beneficia ries Amt	Minority communit ies No	Minority communit ies Amt	PMJDY No	PMJDY Amt	Others No	Others Amt	Tot Weaker Sec O/S No.	Tot Weaker Sec O/S Amt.
1	BISHNUPUR	8878	10578.83	559	959.61	74	211	0	0	505	451.01	4829	1804.3	630	829.02	26	0.73	588	677.04	16089	15511.54
2	CHANDEL	321	260.23	3	2.57	281	475.49	0	0	1	0.01	131	54.57	526	1501.67	0	0	102	130.36	1365	2424.9
3	CHURACHANDPUR	4946	13892.69	39	301.64	2782	8111.17	0	0	265	396.88	1011	512.57	4186	16457.88	244	0	189	258.96	13662	39931.79
4	IMPHALEAST	7840	12643.06	178	478.67	760	3343.65	1	0.09	887	1118.27	9270	2580.55	874	3117.52	49	0.03	722	854.59	20581	24136.43
5	IMPHALWEST	22719	44985	629	2055.56	1743	8122.15	5	0.51	868	1040.52	9622	3337.56	1410	9657.15	164	1.74	1462	2533	38622	71733.16
6	JIRIBAM	247	417.74	9	19.5	1	0.3	0	0	55	61.51	59	12.47	22	67.71	0	0	9	16.26	402	595.49
7	KAKCHING	2835	6539.39	1508	4041.25	136	215.5	0	0	264	275.4	1544	489.67	112	324.42	0	0	252	325.91	6651	12211.54
8	KAMJONG	15	15.71	0	0	15	5.79	0	0	0	0	45	16.73	98	85.24	0	0	1	1.98	174	125.45
9	KANGPOKPI	593	1651.2	57	325.69	677	1786.29	0	0	42	99.15	350	162.94	1356	4549.06	1	0.01	122	187.42	3198	8761.76
10	NONEY	600	1234.95	6	6.94	758	902.28	2	0.06	97	105.03	250	117.83	837	1130.54	1	0	11	15.59	2562	3513.22
11	PHERZAWL	0	0	0	0	0	0	0	0	0	0	0	0	0	0	0	0	0	0	0	0
12	SENAPATI	2876	4767.58	0	0	428	1514.17	0	0	86	207.65	771	407.92	2538	8265.83	0	0	210	335.69	6909	15498.84
13	TAMENGLONG	1763	9561.12	0	0	273	615.06	10	0.64	11	12.8	75	26.88	445	1367.36	4	0	24	24.89	2605	11608.75
14	TENGNUPAL	924	1771.51	18	74.15	980	1252.92	0	0	118	109.21	416	221.22	866	1211.04	4	0.15	66	154.83	3392	4795.03
15	THOUBAL	7382	12987.51	241	563.49	125	217.92	1	0.1	817	1065.09	5911	1634.03	1886	2465.94	163	2.79	642	753.86	17168	19690.73
16	UKHRUL	2326	8780.47	1	13.99	1039	1682.99	0	0	54	53.86	284	124.4	516	1147.43	0	0	74	172.7	4294	11975.84
Grand Total		64265	130087	3248	8843.06	10072	28456.68	19	1.4	4070	4996.39	34568	11503.64	16302	52177.81	656	5.45	4474	6443.1	137674	242514.5

**Bankwise Progress under Finance to SC/ST Report of Manipur
during the FY-2025-2026 & O/S as on date 30.06.2025**

(Amount in Rs. Lakhs)

SI No.	Bank Name	SC Disb No.	SC Disb Amt.	SC O/S No.	SC O/S Amt.	ST Disb No.	ST Disb Amt.	ST O/S No.	ST O/S Amt.
1	BOB	43	146.7	230	1491.17	213	921.18	2449	12102.63
2	BOI	15	67.41	48	176.53	86	659.8	559	3076.48
3	BOM	5	7.89	25	114.79	3	30.05	85	560.9
4	CAN	6	13.47	64	305.65	33	228.76	1589	6170.76
5	CBI	6	41.83	23	103.76	66	80.97	301	794.8
6	IND	9	64	215	1821	3	5	477	1530
7	IOB	3	6.85	56	171.77	19	77.93	318	1722.83
8	PNB	40	20691283	942	3697.38	416	3743.49	14575	50819.47
9	PSB	9	9.29	257	268.14	13	12.42	364	1422.94
10	SBI	339	1833.46	2388	12144.63	126	1048.46	1026	7950.66
11	UCO	13	36.85	327	895.16	95	425.2	3010	7774.75
12	UNI	2	25.57	16	135.46	17	91.79	127	986.42
Pub	Total	490	20693536	4591	21325.44	1090	7325.05	24880	94912.64
1	AXIS	0	0	48	154.73	9	87.54	295	1083.93
2	BAND	0	0	2	0.55	0	0	1	0.3
3	HDFC	4	10.11	23	150.52	3	68.48	57	161.1
4	ICICI	87	421.62	224	756.15	29	338.06	307	2492.15
5	IDBI	0	0	125	63.49	35	236.74	1399	5153.94
6	INDUS	0	0	0	0	0	0	0	0
7	YES	0	0	0	0	0	0	0	0
Priv	Total	91	431.73	422	1125.44	76	730.82	2059	8891.42
1	SSFB	0	0	32	17.03	0	0	71	116.39
Small FB	Total	0	0	32	17.03	0	0	71	116.39
1	MRB	9	4.39	420	532.51	126	376.07	2407	2512.13
RRB	Total	9	4.39	420	532.51	126	376.07	2407	2512.13
1	MSCB	41	80.72	1224	1921.91	10	33.21	1279	1343.58
Grand	Total	631	20694053	6689	24922.33	1302	8465.15	30696	107776.2

Districtwise Progress under Finance to SC/ST Report of Manipur during the FY 2025-2026 & O/S as on date 30.06.2025

(Amount in Rs.Lakhs)

Sl No.	District Name	SC Disb No	SC Disb Amt	SC O/S No	SC O/S Amt	ST Disb No	ST Disb Amt	ST O/S No	ST O/S Amt
1	BISHNUPUR	176	2541670	1058	2550.79	24	107.95	383	1938.62
2	CHANDEL	4	42.86	23	129.54	18	64.89	453	1124.9
3	CHURACHANDPUR	14	260.48	135	768.21	347	2411.4	6135	27521.75
4	IMPHALEAST	30	144.14	445	1391.93	59	476.31	1206	6939.94
5	IMPHALWEST	176	5380759	1684	6304.27	240	2099.8	11162	30145.38
6	JIRIBAM	10	3500022	53	256.18	0	0	86	251.41
7	KAKCHING	173	8976961	2695	11254.69	17	182.73	406	1725.23
8	KAMJONG	1	6	6	32.83	1	0	18	14.81
9	KANGPOKPI	2	9.78	95	483.4	53	453.41	1229	4436.43
10	NONEY	5	43.88	16	86.51	17	261.04	836	1701.84
11	PHERZAWL	0	0	0	0	0	0	0	0
12	SENAPATI	3	150019.2	34	150.78	123	560.25	2137	7114.17
13	TAMENGLONG	0	0	4	24.14	52	489.6	1930	10472.94
14	TENGNOUNPAL	6	32.31	54	275.01	71	144.97	1335	2564.97
15	THOUBAL	30	44082.24	369	1105.84	40	100.12	329	1222.96
16	UKHRUL	1	100000	18	108.21	240	1112.68	3051	10600.81
Grand Total		631	20694053	6689	24922.33	1302	8465.15	30696	107776.2

**Bankwise Progress under Loans disbursement to MINORITY COMMUNITIES
Report of Manipur during the FY-2025-2026 upto 30.06.2025**

(Amount in Rs. Lakhs)

Sl No.	Bank Name	CHRISTIANS		MUSLIMS		BUDDHISTS		SIKHS		ZORASTRIAN		JAINS		Tot Minority Disb	
		No	Amt	No	Amt	No	Amt	No	Amt	No	Amt	No	Amt	No	Amt
1	BOB	207	878.9	61	483.64	0	0	1	1.45	0	0	1	2	270	1365.99
2	BOI	84	588.39	32	120.77	0	0	1	3	0	0	1	2.11	118	714.27
3	BOM	3	41.23	2	5	0	0	0	0	0	0	0	0	5	46.23
4	CAN	32	0	14	23.74	3	5.62	3	16.99	0	0	1	0.9	53	47.25
5	CBI	0	0	141	521.3	1	0.45	1	9.06	0	0	1	4.3	144	535.11
6	IND	12	34.06	4	18.23	0	0	0	0	0	0	0	0	16	52.29
7	IOB	19	77.93	6	8.13	0	0	0	0	0	0	1	1.12	26	87.18
8	PNB	460	4148.04	59	358.46	0	0	0	0	0	0	0	0	519	4506.5
9	PSB	10	16.5	0	0	0	0	0	0	0	0	0	0	10	16.5
10	SBI	3541	19366.85	505	2797.28	6	63.97	7	42.38	0	0	0	0	4059	22270.48
11	UCO	92	411.25	1	2.91	0	0	2	6.85	0	0	0	0	95	421.01
12	UNI	26	112.84	3	19.8	0	0	0	0	0	0	0	0	29	132.64
Pub	Total	4486	25675.99	828	4359.26	10	70.04	15	79.73	0	0	5	10.43	5344	30195.45
1	AXIS	45	186.1	28	87.41	0	0	7	32.63	0	0	0	0	80	306.14
2	BAND	6	11.77	14	23.06	0	0	0	0	0	0	0	0	20	34.83
3	HDFC	4	42.47	14	191.22	0	0	0	0	0	0	1	35.25	19	268.94
4	ICICI	26	115.52	82	283.97	1	14.16	0	0	0	0	3	560	112	973.65
5	IDBI	35	220.74	4	18.07	0	0	0	0	0	0	0	0	39	238.81
6	INDUS	0	0	0	0	0	0	0	0	0	0	0	0	0	0
7	YES	0	0	0	0	0	0	0	0	0	0	1	100	1	100
Priv	Total	116	576.6	142	603.73	1	14.16	7	32.63	0	0	5	695.25	271	1922.37
1	SSFB	0	0	0	0	0	0	0	0	0	0	0	0	0	0
Small FB	Total	0	0	0	0	0	0	0	0	0	0	0	0	0	0
1	MRB	110	373.56	107	50.74	0	0	0	0	0	0	0	0	217	424.3
RRB	Total	110	373.56	107	50.74	0	0	0	0	0	0	0	0	217	424.3
1	MSCB	9	30.8	1	0.5	0	0	0	0	0	0	0	0	10	31.3
Grand	Total	4721	26656.95	1078	5014.23	11	84.2	22	112.36	0	0	10	705.68	5842	32573.42

District wise Loans Disbursement to MINORITY COMMUNITIES report of Manipur during the FY 2025-2026 upto 30.06.2025

(Amount in Rs.Lakhs)

Sl No.	Bank Name	CHRISTIANS		MUSLIMS		BUDDHISTS		SIKHS		ZORASTRIANS		JAINS		Tot Minority Disb	
		No	Amt	No	Amt	No	Amt	No	Amt	No	Amt	No	Amt	No	Amt
1	BISHNUPUR	39	224.2	46	69.92	0	0	4	13.13	0	0	1	2.11	90	309.36
2	CHANDEL	306	1481.17	2	0.49	0	0	0	0	0	0	0	0	308	1481.66
3	CHURACHANDPUR	1650	9798.17	91	340	2	32.36	0	0	0	0	0	0	1743	10170.53
4	IMPHALEAST	127	1013.35	134	538.27	1	7	2	5.32	0	0	0	0	264	1563.94
5	IMPHALWEST	496	3486.44	331	2422.07	3	1.07	9	42.3	0	0	9	703.57	848	6655.45
6	JIRIBAM	3	21.39	6	36.33	0	0	0	0	0	0	0	0	9	57.72
7	KAKCHING	66	509.84	20	142.12	0	0	3	5.08	0	0	0	0	89	657.04
8	KAMJONG	13	69.39	0	0	0	0	0	0	0	0	0	0	13	69.39
9	KANGPOKPI	499	2577.03	4	18.02	0	0	0	0	0	0	0	0	503	2595.05
10	NONEY	39	391.36	0	0	0	0	0	0	0	0	0	0	39	391.36
11	PHERZAWL	0	0	0	0	0	0	0	0	0	0	0	0	0	0
12	SENAPATI	738	3221.25	56	139.98	3	30.77	0	0	0	0	0	0	797	3392
13	TAMENGLONG	72	679.26	0	0	1	7	1	15.53	0	0	0	0	74	701.79
14	TENGNUPAL	174	713.9	26	187.91	0	0	1	13	0	0	0	0	201	914.81
15	THOUBAL	44	168.13	361	1118.84	0	0	1	15	0	0	0	0	406	1301.97
16	UKHRUL	455	2302.07	1	0.28	1	6	1	3	0	0	0	0	458	2311.35
Grand Total		4721	26656.95	1078	5014.23	11	84.2	22	112.36	0	0	10	705.68	5842	32573.42

**Bankwise Progress under Loans outstanding to MINORITY COMMUNITIES Report of Manipur as on date
30.06.2025**

(Amount in Rs. Lakhs)

Sl No.	Bank Name	CHRISTIANS		MUSLIMS		BUDDHISTS		SIKHS		ZORASTRIANS		JAINS		Tot Minority Disb	
		No	Amt	No	Amt	No	Amt	No	Amt	No	Amt	No	Amt	No	Amt
1	BOB	203	1697.82	703	3841.01	1	4.24	2	2.62	1	2.95	910	5548.63	1820	11097.27
2	BOI	544	3056.18	176	688.49	0	0	3	4.32	0	0	2	2.6	725	3751.59
3	BOM	68	578.85	20	171.3	0	0	0	0	0	0	0	0	88	750.15
4	CAN	1437	0.05	183	319.54	13	63.6	89	350.66	0	0	2	7.39	1724	741.24
5	CBI	6	18.83	1538	4097.16	1	0.43	1	9.48	0	0	1	4.31	1547	4130.21
6	IND	530	1981.66	58	321.99	0	0	0	0	0	0	0	0	588	2303.65
7	IOB	318	1722.83	46	138.96	0	0	1	2.76	0	0	21	265.17	386	2129.72
8	PNB	14623	51664.12	1323	5823.99	2	3.42	0	0	0	0	1	2.73	15949	57494.26
9	PSB	388	1322.56	18	27.72	0	0	3	5.28	0	0	5	11.51	414	1367.07
10	SBI	33781	200420.2	5581	31410.72	42	469.65	84	501.66	3	29.48	4	30.11	39495	232861.8
11	UCO	3254	7743.63	152	614.16	1	3.39	24	93.31	0	0	0	0	3431	8454.49
12	UNI	155	1224.07	27	130.86	0	0	3	60.22	0	0	0	0	185	1415.15
Pub	Total	55307	271430.8	9825	47585.9	60	544.73	210	1030.31	4	32.43	946	5872.45	66352	326496.6
1	AXIS	573	2252.89	422	1064.34	5	32.69	107	336.95	0	0	8	66.54	1115	3753.41
2	BAND	157	67.7	163	88.12	0	0	0	0	0	0	2	0.42	322	156.24
3	HDFC	282	262.16	1012	489.64	0	0	4	3.87	0	0	2	40.24	1300	795.91
4	ICICI	342	2397.58	284	1842.25	24	371.6	8	45.86	0	0	4	390.95	662	5048.24
5	IDBI	1405	5005.33	19	114.84	0	0	0	0	0	0	0	0	1424	5120.17
6	INDUS	0	0	0	0	0	0	0	0	0	0	0	0	0	0
7	YES	0	0	0	0	0	0	0	0	0	0	1	99.98	1	99.98
Priv	Total	2759	9985.66	1900	3599.19	29	404.29	119	386.68	0	0	17	598.13	4824	14973.95
1	SSFB	75	114.84	11	13.73	0	0	0	0	0	0	1	1.19	87	129.76
Small FB	Total	75	114.84	11	13.73	0	0	0	0	0	0	1	1.19	87	129.76
1	MRB	2390	2530.73	1988	1358.18	0	0	0	0	0	0	0	0	4378	3888.91
RRB	Total	2390	2530.73	1988	1358.18	0	0	0	0	0	0	0	0	4378	3888.91
1	MSCB	1574	1816.85	173	245.76	0	0	0	0	0	0	0	0	1747	2062.61
Grand	Total	62105	285878.9	13897	52802.76	89	949.02	329	1416.99	4	32.43	964	6471.77	77388	347551.9

District wise Loans Outstandings to MINORITY COMMUNITIES report of Manipur as on date 30.06.2025

(Amount in Rs. Lakhs)

Sl No.	Bank Name	CHRISTIANS		MUSLIMS		BUDDHISTS		SIKHS		ZORASTRIAN		JAINS		Tot Minority	
		No	Amt	No	Amt	No	Amt	No	Amt	No	Amt	No	Amt	No	Amt
1	BISHNUPUR	672	3214.37	653	1210.19	6	84.24	38	161.81	0	0	2	2.6	1371	4673.21
2	CHANDEL	3720	19087.9	17	98.97	2	14.56	0	0	0	0	0	0	3739	19201.43
3	CHURACHANDPUR	14793	81254.75	947	4025.86	18	270.72	6	16.97	0	0	##	2306.9	16148	87875.2
4	IMPHALEAST	2265	12370.1	2300	7470.55	4	48.58	52	264.77	0	0	##	707.18	4726	20861.18
5	IMPHALWEST	14842	51211.12	4888	23207.83	30	226.15	134	601.28	1	2.95	##	2853.6	20201	78102.93
6	JIRIBAM	135	515.59	141	340.47	1	6.87	3	16.97	0	0	0	0	280	879.9
7	KAKCHING	803	3367.94	225	1167.96	2	16.73	42	74.8	0	0	0	0	1072	4627.43
8	KAMJONG	216	727.64	5	28.92	0	0	0	0	0	0	1	16.42	222	772.98
9	KANGPOKPI	5203	27101.46	193	827.02	3	11.61	10	49.75	0	0	##	540.92	5562	28530.76
10	NONEY	1091	2655.28	2	3.77	0	0	1	1.17	0	0	0	0	1094	2660.22
11	PHERZAWL	0	0	0	0	0	0	0	0	0	0	0	0	0	0
12	SENAPATI	8650	42217.4	304	991.06	14	237.89	8	61.98	0	0	0	0	8976	43508.33
13	TAMENGLONG	2143	10100.87	14	56.96	1	4.16	1	15.36	0	0	0	0	2159	10177.35
14	TENGNUPAL	2435	8749.29	234	1528.31	3	11.06	3	22.29	0	0	5	11.88	2680	10322.83
15	THOUBAL	471	1682.51	3946	11633.79	4	10.58	26	109.77	2	22.47	1	4.99	4450	13464.11
16	UKHRUL	4666	21622.66	28	211.1	1	5.87	5	20.07	1	7.01	7	27.28	4708	21893.99
Grand	Total	62105	285878.9	13897	52802.76	89	949.02	329	1416.99	4	32.43	##	6471.77	77388	347551.9

Bankwise Progress under PMJDY Report of Manipur as on date 30.06.2025

(Amount in Rs. Lakhs)

Sl No.	Bank Name	Rural No	Urban No	Male No	Female No	Total PMJDY No.	No of Zero Balance A/c	Amt Deposits held in the A/c	No of Rupay Card Issued	No of Rupay Card Activated	No of Aadhaar Seeded
1	BOB	21591	18361	17481	22469	39950	1559	1358.78	13074	1575	30193
2	BOI	6	4	60	45	105	105	1.69	77	45	105
3	BOM	102	4432	2201	2333	4534	1947	2110.25	4413	4413	4411
4	CAN	12424	7836	9128	11132	20260	3483	684.17	8899	1746	16034
5	CBI	15547	44798	25773	34572	60345	1506	1406.39	23611	23611	49729
6	IND	441	12662	5139	7961	13100	447	149.99	2637	1325	11404
7	IOB	5587	5098	5558	5127	10685	10685	261.64	9956	9956	9573
8	PNB	37541	195612	87181	145966	233147	44539	4606.05	232617	93721	177014
9	PSB	4946	6590	6880	4656	11536	31	205.37	8795	7692	7342
10	SBI	179069	174215	151572	201645	353217	7634	11623.66	180238	156239	278689
11	UCO	47620	11526	26169	32946	59115	6541	1755.34	31003	19939	48607
12	UNI	9	9468	3084	6393	9477	2070	200	6844	4186	8036
Pub	Total	324883	490602	340226	475245	815471	80547	24363.33	522164	324448	641137
1	AXIS	1166	5970	2690	4446	7136	416	271.07	4558	1956	5627
2	BAND	110	150	92	108	200	144	3.8	235	235	41
3	HDFC	2912	2554	2394	3072	5466	1707	172.83	5466	1990	2857
4	ICICI	1024	1044	716	1352	2068	186	41.71	2001	214	533
5	IDBI	614	1759	1057	1316	2373	527	43.22	1375	0	1974
6	INDUS	1	1436	506	931	1437	28	29.2	1272	410	1221
7	YES	0	60	19	41	60	0	1.8	60	48	58
Priv	Total	5827	12973	7474	11266	18740	3008	563.63	14967	4853	12311
1	SSFB	0	0	0	0	0	0	0	0	0	0
Small FB	Total	0	0	0	0	0	0	0	0	0	0
1	MRB	250747	4131	104362	149613	253975	49122	732695719	182332	47449	200489
RRB	Total	250747	4131	104362	149613	253975	49122	732695719	182332	47449	200489
1	MSCB	22110	3559	10201	15468	25669	6532	115.37	3782	3284	4228
Grand	Total	603567	511265	462263	651592	1113855	139209	732720761	723245	380034	858165

District wise progress under PMJDY report of Manipur as on date 30.06.2025

(Amount in Rs.Lakhs)

Sl No.	District Name	Rural No	Urban No	Male No	Female No	Total PMJDY No.	No of Zero Balance A/c	Amt Deposits held in the A/c	No of Rupay Card Issued	No of Rupay Card Activated	No of Aadhaar Seeded
1	BISHNUPUR	115232	41698	61727	94973	156700	21325	155320085	108564	45278	120525
2	CHANDEL	8929	3658	5507	7079	12586	718	412.11	6588	4711	10078
3	CHURACHANDPUR	77390	27381	47086	57657	104743	12583	12971700.2	54198	34706	80922
4	IMPHALEAST	80571	64922	58160	87215	145375	16963	143177468	94253	48805	113763
5	IMPHALWEST	67106	190808	106028	151574	257602	30000	147151745	161213	97619	206551
6	JIRIBAM	16804	24	6428	10340	16768	2056	518.76	15500	7673	15122
7	KAKCHING	40198	40711	33030	47808	80838	9488	38029462.7	54660	25567	63776
8	KAMJONG	1193	1160	1010	1343	2353	51	108.37	1200	1041	1856
9	KANGPOKPI	20248	9798	14073	15970	30043	4706	1145409.24	12844	11042	19354
10	NONEY	10016	1952	5948	5988	11936	1906	96534397.3	8623	3588	8876
11	PHERZAWL	0	0	0	0	0	0	0	0	0	0
12	SENAPATI	25768	11470	16368	20839	37207	1910	1672.01	22976	15998	29578
13	TAMENGLONG	4890	16442	9416	11916	21332	3202	512.32	24433	11265	14079
14	TENGNUPAL	9440	6875	6857	9444	16301	2129	12480105.1	12602	7066	12857
15	THOUBAL	109841	49320	65939	93160	159099	20785	115068883	99447	44868	122127
16	UKHRUL	15941	45046	24686	36286	60972	11387	10838282.3	46144	20807	38701
Grand Total		603567	511265	462263	651592	1113855	139209	732720761	723245	380034	858165

Bankwise Progress under SOCIAL SECURITY SCHEME Report of Manipur as on date 30.06.2025

SI No.	Bank Name	Enrolment under PMJJBY	eligible cases under PMJJBY	renewals under PMJJBY	Enrolment under PMSBY	eligible cases under PMSBY	renewals under PMSBY	Enrolment under APY	Total Enrolment No.
1	BOB	3619	6524	3158	15809	2940	14192	2747	22175
2	BOI	3369	56305	1524	13264	71631	9893	586	17219
3	BOM	1118	3327	1912	2641	5009	2248	228	3987
4	CAN	261	69639	3511	397	83964	13443	2985	3643
5	CBI	2641	94084	2575	10924	131659	10471	40	13605
6	IND	2612	2405	315	7715	7600	617	979	11306
7	IOB	3092	11310	3102	4712	19560	4349	26	7830
8	PNB	78643	450354	11307	244823	611449	33202	47160	370626
9	PSB	2689	2689	2349	12906	12906	11915	1472	17067
10	SBI	206015	455632	93669	345273	787573	240179	16282	567570
11	UCO	5988	132650	1103	14797	184141	1508	1978	22763
12	UNI	490	12831	428	1813	17252	1714	87	2390
Pub	Total	310537	1297750	124953	675074	1935684	343731	74570	1060181
1	AXIS	270	64838	232	739	73407	654	3337	4346
2	BAND	4	25585	2	0	34038	0	118	122
3	HDFC	1855	24352	623	8438	28314	5694	1630	11923
4	ICICI	4	21137	80	0	34021	2404	0	4
5	IDBI	1614	10026	773	3282	11828	2134	1111	6007
6	INDUS	42	5666	6	397	6930	13	10	449
7	YES	1	2172	0	11	2573	10	2	14
Priv	Total	3790	153776	1716	12867	191111	10909	6208	22865
1	SSFB	0	0	0	0	0	0	0	0
Small FB	Total	0	0	0	0	0	0	0	0
1	MRB	49454	290134	131684	110853	365891	451410	12895	173202
RRB	Total	49454	290134	131684	110853	365891	451410	12895	173202
1	MSCB	889	4913	468	3595	15564	2972	0	4484
Grand	Total	364670	1746573	258821	802389	2508250	809022	93673	1260732

**District wise progress under SOCIAL SECURITY SCHEME report of
Manipur as on date 30.06.2025**

Sl No.	District Name	Enrolment under PMJJBY	eligible cases under PMJJBY	renewals under PMJJBY	Enrolment under PMSBY	eligible cases under PMSBY	renewals under PMSBY	Enrolment under APY	Total Enrolment No.
1	BISHNUPUR	35947	180323	32932	82995	258763	106480	9582	128524
2	CHANDEL	4598	22173	3048	6833	35609	7185	308	11739
3	CHURACHANDPUR	35158	156201	16818	33320	229667	46122	4423	72901
4	IMPHALEAST	44669	232245	41653	112532	321881	157631	14562	171763
5	IMPHALWEST	104464	494774	68567	285715	729033	207557	32337	422516
6	JIRIBAM	7395	36564	2104	11959	47810	3534	3096	22450
7	KAKCHING	21762	113104	14842	40584	162237	51449	4899	67245
8	KAMJONG	872	2318	324	3946	4179	1305	63	4881
9	KANGPOKPI	16377	39740	6969	62346	63561	14213	1523	80246
10	NONEY	2924	19122	5121	4633	23205	18546	882	8439
11	PHERZAWL	0	0	0	0	0	0	0	0
12	SENAPATI	22174	78237	8233	32484	112107	25547	2671	57329
13	TAMENGLONG	5766	42884	1677	30613	54184	5311	3699	40078
14	TENGNOUNPAL	8788	26975	8679	8580	38543	19186	1621	18989
15	THOUBAL	28838	211644	35984	63274	296061	115908	9104	101216
16	UKHRUL	24938	90269	11870	22575	131410	29048	4903	52416
Grand Total		364670	1746573	258821	802389	2508250	809022	93673	1260732

Bankwise Progress under DIGITAL TRANSACTION Report of Manipur during the FY-2025-2026 upto date 30.06.2025

(Rs. In Lakhs)

SI No.	Bank Name	BHIM/UPI A/c	BHIM/UPI Amt.	BHIM Aadhaar A/C	BHIM Aadhaar Amt.	Bharat QR Code A/C	Bharat QR Code Amt.	IMPS A/C	IMPS Amt.	Cards (Debit & Credit) A/C	Cards (Debit & Credit) Amt.	USSD A/C	USSD Amt.
1	BOB	4192217	76513.36	0	0	0	0	17853	5325.86	162247	6400.94	100	1.22
2	BOI	13485	21823.74	33	1.91	0	0	539	1278.04	7160	99.48	0	0
3	BOM	2287	303	288	69	145	210.9	2111	371.09	4549	1505.07	0	0
4	CAN	2493992	54216	0	0	0	0	70	53	48042	2376	42	0
5	CBI	25121	45447.94	46	2.74	0	0	4625	5407.11	9766	2375.35	0	0
6	IND	841086	13127.21	0	0	0	0	75845	3800.57	31740	1309.15	0	0
7	IOB	5731	2238.68	0	0	72	123.41	2228	992.09	6141	1408.71	0	0
8	PNB	13687762	284594.42	366	26.58	0	0	165271	21277.32	541700	32666.46	0	0
9	PSB	69979	9539.93	0	0	0	0	6165	1681.7	139946	17485.18	0	0
10	SBI	45165156	785293.41	0	0	0	0	675	35.86	2675	43.19	256729	7043.33
11	UCO	4563812	88570.5	0	0	0	0	67416	8492.81	203473	11676.87	0	0
12	UNI	554077	10734.02	42	8.99	0	0	9588	1166.87	1472	1.81	0	0
Public	Total	71614705	1392402.2	775	109.22	217	334.31	352386	49882.32	1158911	77348.21	256871	7044.55
1	AXIS	40032	102601.25	0	0	12243	934.88	5522	1973246	7660	2113.87	0	0
2	BAND	783667	18408.87	0	0	4986	54.87	3353	1188.34	1074	50.24	0	0
3	HDFC	6191832	212973.64	0	0	31	3.09	151101	44579.58	129498	4759.11	0	0
4	ICICI	12485	62774.28	0	0	4011	249.23	6469	28395.22	2931	2203.12	0	0
5	IDBI	0	0	316	7.23	0	0	2889	1592.91	153	3.74	0	0
6	INDUS	1666140	78202.84	0	0	0	0	264562	56585.4	1099	8.46	0	0
7	YES	129806	5217.47	5	0.37	5142	153.04	8280	2563.31	7768	232.25	0	0
Private	Total	8823962	480178.35	321	7.6	26413	1395.11	442176	2108150.8	150183	9370.79	0	0
1	SSFB	0	0	0	0	0	0	498	490.84	876	5.64	0	0
Small FB	Total	0	0	0	0	0	0	498	490.84	876	5.64	0	0
1	APBL	2045	28266.75	2045	28266.75	0	0	580	46.99	209	13.19	0	0
Payment B	Total	2045	28266.75	2045	28266.75	0	0	580	46.99	209	13.19	0	0
1	MRB	50478	70410.78	0	0	277	3250.15	568	440.34	385648	3463.77	0	0
RRB	Total	50478	70410.78	0	0	277	3250.15	568	440.34	385648	3463.77	0	0
1	MSCB	0	0	0	0	0	0	1271	188.87	3950	153.83	0	0
Grand	Total	80491190	1971258.1	3141	28383.57	26907	4979.57	797479	2159200.1	1699777	90355.43	256871	7044.55

District wise progress under DIGITAL TRANSACTION report of Manipur during the FY 2025-2026 upto date 30.06.2025

(Amount in Rs.Lakhs)

Sl No.	District Name	BHIM/UPI A/c	BHIM/UP I Amt.	BHIM Aadhaar A/C	BHIM Aadhaar Amt.	Bharat QR Code A/C	Bharat QR Code Amt.	IMPS A/C	IMPS Amt.	Cards (Debit & Credit) A/C	Cards (Debit & Credit) Amt.	USSD A/C	USSD Amt.
1	BISHNUPUR	4983223	127505.2	510	5186.46	837	2616.3	33731	96230.3	174959	6015.17	16460	419.72
2	CHANDEL	1416533	22379.58	53	470.59	15	0.47	2396	284.47	11974	625.69	7976	250.21
3	CHURACHANDPUR	9024462	176010.4	163	41.08	838	72.2	36197	176995.93	86232	4388.46	32577	789.37
4	IMPHALEAST	10766357	309737.1	435	5841.08	4601	413.54	246897	450376.23	324295	22680.71	27239	698.65
5	IMPHALWEST	27238645	738647.8	989	7304.34	14160	1386.99	296998	853136.12	666459	38481.56	93984	2765.19
6	JIRIBAM	1913322	30239.74	51	413.57	3705	15.93	20541	1474.7	25722	1411.25	1151	38.2
7	KAKCHING	3640781	82926.57	211	316.65	935	106.54	59482	223657.01	88173	3560.75	12717	276.86
8	KAMJONG	174887	2971.81	0	0	0	0	0	0	19	0.22	520	12.38
9	KANGPOKPI	3614031	66132.13	0	0	0	0	10080	2589.99	16445	925.33	16489	447.77
10	NONEY	515429	11507.31	32	139.03	2	11.44	369	187	15147	192.14	1025	29.69
11	PHERZAWL	8	60.51	8	60.51	0	0	1	0	0	0	0	0
12	SENPATI	4288715	90061.14	0	0	588	46.93	14519	109043.63	25606	1521.39	16013	429.19
13	TAMENGLONG	1547154	28916.31	144	322.27	0	0	8373	1410.48	26489	1335.89	562	15.94
14	TENGNUPAL	1273476	27149.36	5	4.07	165	20.3	6320	133606.36	20763	822.76	6357	192.77
15	THOUBAL	6288271	176584.2	489	7906.4	1058	245.82	42914	106416.3	162057	5358.35	15883	467.11
16	UKHRUL	3805896	80428.97	51	377.52	3	43.11	18661	3791.61	55437	3035.76	7918	211.5
Grand Total		80491190	1971258	3141	28383.57	26907	4979.57	797479	2159200.13	1699777	90355.43	256871	7044.55

Status of RSETIs in Manipur as on 30 June 2025

Progress in Rural Self-Employment Institute (RSETI): Churachandpur
Sponsoring Bank : State Bank of India

Name of Bank/ FI	State Bank of India	
District	Churachandpur	
Training Programme	Current Financial Year	Cumulative
No. of training Programme	4	237
No. of Trainee	140	5491
Settlement		
With Bank Finance	24	2189
With Self Finance	3	1480
Wage Employment	0	37
Total Settlement	27	3660
Settlement %	10.11%	66.65

Progress in Rural Self-Employment Institute (RSETI): Kakching
Sponsoring Bank : Punjab National Bank

Name of Bank/ FI	Punjab National Bank	
District	Kakching	
Training Programme	Current Financial Year	Cumulative
No. of training Programme	4	60
No. of Trainee	128	1667
Settlement		
With Bank Finance	54	908
With Self Finance	34	198
Wage Employment		
Total Settlement	88	1107
Settlement %	68.75%	66.40

Progress in Rural Self-Employment Institute (RSETI): Imphal West
Sponsoring Bank : State Bank Of India

Name of Bank/ FI	State Bank of India	
District	Imphal West	
Training Programme	Current Financial Year	Cumulative
No. of training Programme	6	40
No. of Trainee	189	1198
Settlement		
With Bank Finance	14	414
With Self Finance	9	326
Wage Employment		
Total Settlement	23	740
Settlement %	12.16%	61.76%

Financial literacy initiatives by Banks:

A. Setting up of CFL (Centre for Financial Literacy):

All 24 CFLs have been operationalised in the State

S. No.	District	Sponsor Bank	Base Block/CFL	Remarks
1	Bishnupur	PNB	Moirang	Launched
2	Chandel	SBI	Chandel	Launched
3		SBI	Khangbarol TD	Launched
4	Churachandpur	SBI	Lamka South TD	Launched
5		SBI	Lanva TD	Launched
6		SBI	Suangdoh TD	Launched
7		SBI	Samulamlan TD	Launched
8	Imphal East	PNB	Keirao Bitra	Launched
9	Imphal West	SBI	HaorangSabal	Launched
10	Jiribam	PNB	Jiribam CD	Launched
11	Kakching	SBI	Kakching	Launched
12	Kamjong	PNB	Kamjong TD	Launched
13	Kangpokpi	SBI	Kangpokpi	Launched
14		SBI	Saikul TD	Launched
15		SBI	Kangchup Geljang TD	Launched
16	Noney	PNB	Longmai(Noney) TD	Launched
17	Pherzawl	SBI	Tipaimukh TD	Launched
18	Senapati	SBI	Tadubi	Launched
19		SBI	Purul TD	Launched
20	Tamenglong	PNB	Tamenglong	Launched
21	Tengnoupal	PNB	Tengnoupal	Launched
22	Thoubal	SBI	Thoubal CD	Launched
23	Ukhrul	PNB	Ukhrul	Launched
24		PNB	Jessami TD	Launched

Opening of Bank branches in Unbanked Blocks in Manipur

As decided in the SLBC, Sub-committee meeting held on 14.02.2013 at the Conference Hall of Manipur Secretariat, the following Banks have been allotted to open their Branches in the unbanked blocks as given below.

In the last combined SLBC meeting for March Quarter 2025 held on 16^h May 2025 under the Chairmanship of the Chief Secretary, Government of Manipur reviewed the progress of opening branches in Unbanked blocks and Unbanked ULBs. Approved minutes of the meeting have been circulated to all members of the committee. Member Banks /Dept. have been advised to submit their action taken reports. The present status is as under:

Sl No	District	Name & Block	Centre	Allotted Bank	Remarks/ Status
1	Kangpokpi	Island TD	Island	IOB	Opened
2	Kangpokpi	Saitu Gamphazol TD	Saitu Gmaphazol	PNB	Opened
3	Chandel	Khenjoy TD	Khenjoy	ICICI	Opened
4	Tengnoupal	Machi TD	Machi	BOB	Opened
5	Tengnoupal	Tengnoupal TD	Tengnoupal	MRB	Opened
6	Tamenglong	Tamei TD	Tamei	SBI	Opened
7	Noney	Nungba TD	Nungba	MRB	Opened
8	Churachandpur	Lamka South TD	Lamka	MRB	Opened
9	Churachandpur	Samulamlan TD	Samulamlan	PNB	Opened
10	Churachandpur	Lanva TD	Pearsonmun	SBI	Opened
11	Churachandpur	Saikot TD	Saikot	MSCB	Opened
12	Pherzawl	Thanlon TD	Thanlon	SBI	Opened
13	Noney	Khoupum TD	Khoupum	UCO	Opened
14	Kamjong	Phungyar TD	Phungyar	CBI	Opened
15	Ukhrul	Lungchungmaphei TD	Lungchungmaphei	BOB	Opened
16	Senapati	Phaibung Khullen TD	Phaibung Khullen	UCO	Opened
17	Senapati	Paomata TD	Paomata	SBI	opened
18	Ukhrul	Chingai TD	Chingai	BOB	Not Opened.
19	Kamjong	Kasom Khullen TD	Kasom Khullen	PSB	Not Opened.
20	Senapati	Wilong TD	Wilong	BOB	Not Opened.
21	Senapati	Purul TD	Purul	Indian Bank	Not opened.
22	Kangpokpi	T Waichong TD	T.Waichong	PSB	Not opened
23	Tamenglong	Tousem TD	Tousem	PNB	Not opened.
24	Churachandpur	Henglep TD	Henglep (S.Kholian-site changed)	ICICI	Not opened.
25	Churachandpur	Sangaikot TD	Sangaikot	AXIS	Not opened.
26	Pherzawl	Vangai Range TD	Vangai Range	SBI	Not opened.
27	Pherzawl	Tipaimukh TD	Tipaimukh	SBI	Not opened.

All allotted banks were advised to expedite the process of opening the branch in the allotted blocks in the last sub-committee meeting.

Total unbanked blocks identified as on 14.02.2013 : 27
Opened as on 30.06.2025 :17
Pending as on 30.06.2025 :10

In the “Review Meeting of Unbanked Blocks and DBT implementation in the State” held on 26-05-2020, 12 new Unbanked Blocks were allotted Banks for opening branches, and in 62th SLBC meeting held on 9th June 2020 Lungtin Block was re-allotted to PNB.

The progress was reviewed in the last SLBC Sub-Committee meeting on Unbanked Blocks for June Quarter 2025, held on 14th August 2025.

NEW UNBANKED BLOCKS

Sl No	District	Name & Block	Name of the Bank	Remarks/ Present Status
1	Kangpokpi	Kangchup Geljang	SBI	opened
2	Churachandpur	Kangvai	ICICI	opened
3	Noney	Haochong	HDFC	opened
4	Jiribam	Bokobekra	HDFC	Not opened.
5	Kangpokpi	Champhai	PNB	Not opened.
6	Kangpokpi	Lhungtin		
7	Kangpokpi	Bungte Chiru	PSB	Not opened.
8	Ukhrul	Jessami	SBI	Not opened.
9	Kamjong	Shahanphung	BOI	Not opened.
10	Chandel	Khangbarol	Canara Bank	Not opened.
11	Churachandpur	Mualnuam	AXIS Bank	Not opened.
12	Churachandpur	Suangdoh	PNB	Not opened.

Allocation of Bank for opening branches at unbanked towns/ULBs in Manipur

Sl. No	Name of the ULB	District	Population (2011 Census)	Name of the Bank	Opening Status
A. Municipal Councils					
1	Sugnu MC	Kakching	5132	SBI	opened
2	Lamlai MC	Imphal East	4601	Yes Bank	opened
3	Kakching Khunou MC	Kakching	11379	SBI	opened.
4	Kwakta MC	Bishnupur	8579	BOI	Not opened.
5	Shikhong Sekmai MC	Thoubal	7390	Indusind Bank	Not opened.
B. NAGAR PANCHAYAT					
6	Samurou NP	Imphal West	16582	BOI	Not opened.
7	Thongkhong Laxmi NP	Imphal West	14878	PNB	Not opened.
8	Lilong (IW) NP	Imphal West	12427	PNB	Opened
9	Andro NP	Imphal East	8744	Canara Bank	Not opened.
10	Lamshang NP	Imphal West	8130	Indian Bank	opened
11	Oinam NP	Bishnupur	7161	BOI	opened

Provision for banking services through banking outlets or part-time banking outlets in the villages as on 30.06.2025

Name of District	Total Villages	Above 5000			2000-5000			Below 2000			Total	
		Nos. of Villages	Banked	Unbanked	Nos. of Villages	Banked	Unbanked	Nos. of Villages	Banked	Unbanked	Banked	Unbanked
Imphal West	107	4	4	0	36	36	0	67	67	0	107	0
Imphal East	141	4	4	0	42	42	0	95	95	0	141	0
Jiribam	50	0	0	0	2	2	0	48	48	0	50	0
Thoubal	61	11	11	0	21	21	0	29	29	0	61	0
Kakching	26	6	6	0	20	20	0	10	10	0	26	0
Bishnupur	48	6	6	0	20	20	0	22	22	0	48	0
Churachandpur	507	3	3	0	14	14	0	490	490	0	507	0
Pherzawl	89	0	0	0	2	2	0	87	73	7	75	3
Senapati	136	11	11	0	42	42	0	83	83	0	136	0
Kangpokpi	533	0	0	0	6	6	0	527	527	0	533	0
Tamenglong	117	0	0	0	3	3	0	114	114	0	117	0
Noney	57	0	0	0	4	4	0	53	53	0	57	0
Ukhrul	95	1	1	0	12	12	0	82	82	0	95	0
Kamjong	118	0	0	0	1	1	0	117	106	4	107	4
Chandel	267	0	0	0	1	1	0	266	266	0	267	0
Tengnoupal	163	0	0	0	1	1	0	162	162	0	163	0
Total	2515	46	46	0	217	217	0	2252	2227	11	2504	7

STATE BANK OF INDIA

7. STATEMENT GIVING DETAILS OF DCC/ DLRC MEETINGS HELD DURING April' 2025 To March' 2026

NAME OF THE CIRCLE : North Eastern Circle		(iv)						
S.N O.	NAME OF THE STATE/ U.T	NAME OF THE DISTRICT	DATE OF DISTRICT LEVEL REVIEWING COMMITTEE (DLRC) MEETINGS				WHEIHER ATTENDED BY MPs/MLAs/ZP CHIEFS (Name & Date)	IN CASE NO MEEIING CONVENED, REASONS THEREOF*
(i)	(ii)	(iii)	I-Qtr.(April - June)	II-Qtr. (July-Sep)	III-Qtr. (Oct-Dec)	IV-Qtr. (Jan-Mar)	(v)	(vi)
1	MANIPUR	Imphal West					No	
2	MANIPUR	Churachandpur					No	
3	MANIPUR	Thoubal					No	
4	MANIPUR	Kakching					No	
5	MANIPUR	Senapati					No	
6	MANIPUR	Kangpokpi						
7	MANIPUR	Pherzawl					No	There is no Bank Branch in Pherzawl District. Thanlon Sub-Division has been reamalgamated to Churachandpur District vide Govt. of Manipur, Revenue Department notification dated 6th January, 2022 published in Manipur Gazette no. 337 dated 7th January, 2022
8	MANIPUR	Bishnupur	04.08.2025				No	
9	MANIPUR	Noney					No	
10	MANIPUR	Imphal East	08.08.2025				No	
11	MANIPUR	Tengnoupal	01.08.2025				No	
12	MANIPUR	Ukhrul						
13	MANIPUR	Jiribam	01.08.2025				No	
14	MANIPUR	Chandel					No	
15	MANIPUR	Kamjong					No	
16	MANIPUR	Tamenglong					No	

*In case the meeting could not be convened during the quarter, reason may be furnished in column No. (vi)

SLBC MANIPUR MINUTES OF THE 82nd SLBC MEETING FOR MARCH QUARTER, 2025.

The SLBC meeting for the quarter ended March 2025 was held on 16th May, 2025 in the Conference Hall, South Block, Old Secretariat, Imphal. Shri Prashant Kumar Singh, IAS, Chief Secretary, Govt. of Manipur and Chairman SLBC Manipur co- chaired the meeting with Shri M. Nagaraju, Secretary, DFS, Government of India attending through VC. Shri Vinay M. Tonse, MD, State Bank of India and Shri Ashok Chandra, MD, Punjab National Bank also joined the meeting through VC. List of other participants are in the **Annexure**.

The meeting started with a welcome address by Shri Dhruba Charan Pal, GM, SBI, LHO, Guwahati and SLBC Convenor, Manipur. In his welcome address, he stated that the meeting was not only a platform to review performance of banks in various parameters but also a means to foster collaboration, address implementation gaps, and chalk out innovative strategies for inclusive growth and financial empowerment.

Shri S. Radhakrishnan, CGM, SBI, LHO, Guwahati also addressed the house. In his address, he stated that it was indeed a great moment to have the Secretary DFS as well as the Chief Secretary of the State to be present in this SLBC meeting and that obviously took the SLBC meeting to a very high level of importance. He also stated that among the Northeastern States, Manipur had a very high credit deposit ratio and by and large, in most of the areas, the banks were actually performing well. This being the first meeting for this financial year, he hoped that all stakeholders could take suitable guidance to move forward immediately to achieve further higher financial goals and to contribute towards upliftment of society as well as the State.

Thereafter, Chief Secretary addressed the house. He started his address by introducing Shri M. Nagaraju, IAS, Secretary, DFS, Government of India as an officer from 1993 batch with an impeccable reputation and thanked him for attending the SLBC meeting on his first request. Thereafter, he listed the following issues and concerns for the State.

- **Unbanked blocks:** - The State has 19 unbanked blocks and 5 unbanked ULBs. He lauded SBI for opening of 8 new branches in the State. He observed that there was no bank in Pherzawl District and requested SBI and PNB to take note of this and open branches immediately in that district. He also advised banks like Punjab National Bank and Canara bank which were active in the state to open some branches in the outlying areas.
- **Insurance:** - He observed that insurance coverage for cargo and buildings was not being undertaken for which instructions should be passed on to major companies to be more sympathetic and more forthcoming in their approach at least in times of need when the State was passing through a tough time.
- **Loan for the principal Government of India schemes:** - He observed that cumulative achievement under GSS (Government Social Security) schemes like PM Vishwakarma scheme was very low i.e. only 13.68%. So, in terms of sanction, there was a requirement for support. Further, there were several government schemes like PMEGP, PMFME, PMMY, other start up schemes where response of the banks was lukewarm. Though SBI was trying its best, performance of other banks was far below expectation. Performance of Private Banks was close to nil. Performance in NRLM was led by the Manipur Rural Bank. Most banks had little disbursement under NULM led by Bank of Maharashtra though the numbers were small. Most other banks would need disbursement in these schemes.



He requested Banks to do some hand holding and offer guidance to prospective startups or entrepreneurs to improve sanctions and reduce rejections.

- **RSETI:** - In this context, he stated that setting up of RSETIs was a very important initiative. There are 3 operating RSETI centre in Manipur - 2 by SBI and 1 by PNB and another five RSETI centres were in the pipeline out of which 3 RSETI are allotted to PNB and 2 to SBI. Moreover, the RSETI at Senapati has been open but not yet operational. He urged both PNB and SBI to ensure time bound completion of setting up the same

He also urged SBI, having enough experience of managing RSETI in the State, to consider taking all the five RSETIs in case PNB was not able to demonstrate time bound action.

- **Social Security Schemes:** - The Chief Secretary also raised concern in lower enrolment in government social security schemes. The State had achieved only 24 percent of the saturation in PMJJBY and thirty six percent in PMSBY. He observed that SBI was the leader in PMJJBY and PMSBY enrolment followed by PNB. He observed that rest of the Banks need to step up their efforts in this regard. APY enrolment performance in the State was also not up to mark.

Lastly, he requested SBI to establish a modern, state-of-the-art branch office in Imphal, so that the people of the State could truly experience and appreciate the full potential of SBI. He assured to give land for SBI to come up with a good office and provide better service to the citizens of the State.

Thereafter, Shri Dhruba Charan Pal, GM, SBI, LHO, Guwahati and SLBC Convenor, Manipur presented the agenda items with a presentation on the performance of the banks.

Agenda 1: Review of Banking Parameters.

a) Deposits, Advances & CD Ratio of Manipur as on 31.03.2025

There are 24 banks with 273 branches, 391 ATMs and 5473 CSPs operating in the state as on 31.03.2025. The total deposits of the banks are Rs.17,56,036.00 lakhs and total advances of the banks is Rs.14,06,967.00 lakhs with CD ratio of 80.12%. The CD ratio has improved by 1.92% over last March 2024 but decline from 87.37% of December 2024 due to Q-o-Q improvement in institutional deposits in the month of March, 2025.

The top 5 banks in CD ratio are BOI, Yes Bank, BOM, SBI and Canara Bank with CD ratio of 121.78%, 107.65%, 97.71%, 97.45% and 94.02% respectively. The bottom 5 banks in CD ratio are IndusInd Bank, NESFD, Bandhan Bank, HDFC and MRB with CD ratio of 7.26%, 28.35%, 32.50%, 36.14% and 56.96% respectively. Sri Dhruba Charan Pal urged the low performing banks to step up suitable efforts to improve their performance and reach at least up to state average.

(Action: IndusInd, NESFB, Bandhan, HDFC & MRB)

b) District wise CD Ratio as on 31.03.2025

Among the districts, the top 5 districts in CD ratio are Thoubal with CD ratio of 171.74%, Kakching with CD ratio of 162.66%, Bishnupur with CD ratio of 147.25%, Chandel with CD ratio of 143.96% and Kamjong with CD ratio of 133.29%. The 5 bottom districts in CD ratio are Pherzawl at 0% due to absence of bank in the district, Jiribam at 34.99%, Ukhrul at 64.41%, Imphal West at 67.91% and Tamenglong at 74.45%.



Jiribam district continues to remain below 40% CDR. The banks operating in Jiribam district are Bandhan bank, PNB, SBI, and MSCB and they have been advised by the Chair to take notes and improve the CD ratio.

(Action: Bandhan, SBI & PNB)

Agenda 2: Achievement under ACP (PS) as on 31.03.2025

Banks have achieved overall ACP targets of 85.06 for Priority Sector with 84.21% in Agri Sector, 97.63% in MSME and 26.01 in Other Priority. The top 7 performing banks, having achieved more than 100% ACP target achievement, are BOM with 196%, BOI with 181%, BOB with 139%, ICICI with 133%, Canara Bank with 123% achievements, Indian Bank with 104.30% achievement and SBI at 102.43% achievement. The bottom 5 non-performing banks are IndusInd bank at 0%, Bandhan bank at 0%, NESFB at 2%, Yes bank at 8% and IDBI at 21% achievements.

(Action: IndusInd, Bandhan, NESFB, Yes Bank, & IDBI)

In terms of cumulative outstanding loans in priority sector, the top 5 banks with highest Agri loan outstanding are BOI, MSCB, SBI, MRB and Axis bank and the lowest outstanding in Agri loan are Yes bank, IndusInd bank, Union Bank, Bandhan Bank and NESFB Bank. From these mentioned banks, Yes Bank and IndusInd Bank have reported Agri loan advances as nil.

In MSME, SBI has the highest MSME loan outstanding followed by PNB, BOB, ICICI and HDFC. The bottom 5 banks in MSME outstanding are IndusInd bank with nil MSME loan, followed by Yes Bank, Union Bank, Bandhan Bank and IDBI.

In Other Priority Sector, SBI has the highest loan outstanding followed by UCO, PNB, IOB and BOB. IndusInd bank, Yes bank and NESFB have nil outstanding in Other Priority Sector.

Agenda 3: Review of Performance of Banks of Government Sponsored Schemes

The performance of the banks in the following Government Sponsored Schemes were presented to the house.

i) PM VISHWAKARMA

A total of 6942 applications have been received by banks and only 950 have been sanctioned which is 13.68% of the applications. 718 sanctioned loans were disbursed. 2848 applications (41.08%) were rejected for various reasons and 3144 applications (45.29%) are pending for disposal.

PNB has sanctioned the highest loans under the scheme with 294, followed by SBI with 233, Canara with 49, PSB with 47 and MRB with 25. Axis bank, BOM, HDFC, IDBI, Indian bank, IndusInd bank and KMB has nil disbursement during FY 2024-25. As this is a flagship programme of the government, the chair advised the banks concerned to reduce pendency and rejections.

ii) PMEGP

Out of the 662 PMEGP target for 2024-25, 527 loans were sanctioned achieving 80% of the target. The top performing banks are BOI with 182% achievement, BOB with 174% achievement, SBI with 131%



achievement, CBI with 112% achievement and PNB with 92% achievement of the target. There are 8 banks with nil disbursement during FY under the scheme. They are BOM, Union bank, ICICI, HDFC, Yes bank, Bandhan bank, IndusInd bank and NESFB. The Chair noted that private banks are not coming forward in this scheme although, they are receiving applications. He advised low performing Banks especially Private Sector Banks to step up their efforts towards GSS.

iii) PMFME

Out of the total target of 700 and 421 applications received by banks, only 30 applications have been sanctioned out of which 24 were sanctioned by SBI. Majority of the banks have nil disbursement during the FY under the scheme. SBLC Convenor informed that banks are getting many applications for same product, thereby raising viability concern for that particular activity in the area and as a result rejection rate of PMFME proposals are quite high (73.63%). The Chair advised the banks to conduct IEC (Information, Education and Communication) activities.

iv) PM SURYAGHAR

Banks have received 167 applications under the scheme and 85 applications have been sanctioned out of which SBI had sanctioned 80. The Chair expressed his satisfaction with SBI's performance and advised all banks to contribute and improve the performance.

v) Pradhan Mantri Mudra Yojana

A total number of 7783 amounting to Rs.21,855.00 lakhs were disbursed during the year under the scheme. SBI has disbursed the maximum loans among the banks with 3868 numbers amounting to Rs.11,691.00 followed by MRB with 1220 numbers amounting to Rs.2,419.00 lakhs and PNB with 908 numbers amounting to Rs.2,268.00. Bandhan bank, HDFC, IndusInd bank, Yes bank, NESFB and MSCB has nil disbursement.

vi) National Urban Livelihood Mission (NULM)

136 numbers amounting to Rs.163.47 lakhs were disbursed with BOM 105, MRB 29 and SBI 2. The Scheme has been closed since 30th September, 2024.

vii) National Rural Livelihood Mission (NRLM)

2562 loans were sanctioned during FY 2024-25. The 5 top performing banks are MRB with 1291, SBI with 399, CBI with 315, BOB 204 and UCO 87. Many banks have nil disbursement under the scheme and the Chair stated that NPA is very low for loans under the programme and banks need to support SHGs under the scheme.

Agenda 4: Review of Performance of Social Security Schemes.

The State has a long way to go for saturation under Social Security Schemes. The State has achieved only 24% saturation for PMJJBY with 3,65,423 enrolments out of 15,36,310 eligible accounts. In PMSBY only 36% has been achieved with 8,10,657 enrolments out of 22,69,176 eligible accounts. In APY, banks have achieved only 45% of the target of 18,590 for 2024-25.



SBI has the highest enrolment for PMJJBY followed by PNB, MRB, BOB and UCO. Bandhan bank and NESFB have nil enrolment whereas Yes bank has a single enrolment, ICICI has only 21 and IndusInd bank has only 41. In PMSBY, SBI has the highest enrolment followed by PNB, MRB, BOI and Canara bank. Bandhan bank, NESFB have nil enrolment and Yes bank has only 11. In APY, PNB has the highest registration followed by SBI, MRB, UCO and BOB. NESFB, MSCB & ICICI banks have nil registration for APY, Bandhan bank has only 4 and IOB 23.

The Chair stated that the Government's Social Security Schemes are commendable. While MRB and Public Sector Banks are performing well, the private sector banks are not extending adequate support to these schemes. He urged everyone to put in their best efforts and aim to achieve at least 70% coverage this year.

Agenda 5: Financial Inclusion and Financial Literacy, Digitalization, Unbanked Blocks, ULBs and URC

i) Financial Literacy Camps – Special Target Group Camps:

These camps aim to empower vulnerable and marginalized groups such as women, senior citizens, SHG members, and small entrepreneurs with essential financial knowledge. Participants are educated on basic banking, digital payments, budgeting, savings, and financial rights. Special attention is given to practical demonstrations and interactive sessions to enhance understanding. The goal is to promote financial inclusion and build confidence in handling financial transactions. These camps play a crucial role in bridging the knowledge gap in underserved communities. A total of 103 special camps and 179 Specific Target Group camps were conducted in the state by LDMs/FLC counselors with 4866 and 8188 participations respectively.

ii) Centre for Financial Literacy (CFL):

CFLs are community-based centers set up to promote financial awareness and financial inclusion at the grassroot level. They provide free guidance on banking, savings, insurance, pensions, and digital finance. Operated by trained counselors, CFLs conduct door-to-door visits, group sessions, and special camps. The initiative aims to empower people to make informed financial decisions. CFLs play a key role in building trust in formal financial systems among rural and semi-urban populations. There are 24 CFLs in the State covering all blocks and CFLs have conducted 5307 programmes with 1,29,128 participants.

iii) Camps by Rural Branches of Banks

615 FLC camps were conducted by Rural branches.

iv) Digitalization Status as on 31.03.2025

21,75,390 accounts out of 22,22,907 eligible Saving Bank accounts have been provided with digital product constituting 97.86% and there are 9,40,787 ineligible Saving Bank accounts. For Current Accounts, 38,366 accounts out of 49,127 are covered which is 78.10% coverage. There are 20,871 accounts which are ineligible for digital products. The Chair has advised all Banks to step up their efforts for achieving 100% digitalization status in all districts at an early date.



v) Status of opening CSP outlets in Unbanked villages

There are 137 villages without banking touch points within 5 km radius. ICICI has been allotted 38 villages, SBI 32 villages, MSCB 22 villages, PNB 15 villages, BOB 8 villages, CBI 7 villages Axis bank 6 villages, PNB 3 villages and Canara bank 4 villages for covering these villages with banking outlets within 5 km radius.

vi) Opening of Brick-and-Mortar branch in villages with population more than 3000

There are 5 villages identified for opening of brick-and-mortar branch. They are Senvon village, Pherzawl district allotted to PNB, Parbung village, Pherzawl district allotted to SBI, Tousem village, Tamenglong district allotted to PNB, Jessami Village, Ukhrul district allotted to SBI and Sanakeithel village, Ukhrul district allotted to Indian bank. Survey has been conducted for Jessami and Sanakeithel villages. Allotted banks should conduct survey at the earliest and submit feasibility report for opening of branch.

vii) Brick and Motor Branch Expansion in Manipur during FY 2024-25

Banks have opened 14 branches in Manipur during FY 2024-25. SBI has opened 8 branches, MSCB has opened 2 branches, Bandhan bank, Union bank & BOI have opened 1 branch each.

There are 19 unbanked blocks and 5 unbanked Urban Local Bodies (ULB). Banks have been allotted to open bank branches in these blocks. The Chair stated that all government schemes are routed through DBT and people are spending more on transportation to go to banks. Therefore, there is a need to open more bank branches. Since it was not possible to go bank-wise individually, the Chair advised SBI as Convenor of SLBC to compile information from banks the date line by which the bank branches can be opened.

viii) Aspiration District – Chandel District

Manipur has 1 Aspirational District i.e., Chandel District under the Targeted Financial Inclusion Intervention Programme (TFIIP) being implemented in 112 Districts within the overall Aspirational Districts Programme (ADP), NITI Aayog. The key objectives for the TFIIP Programme are to ensure the availability of at least one banking touch-point (branch / BC kiosk) within 5 km radius of every inhabited village in the district; and enhancing coverage under the identified Key Performance Indicators (KPIs) for financial inclusion. These KPIs include achieving benchmark levels for the number of CASA (Current Account Savings Account) bank accounts and enrolments under PMJJBY & PMSBY. Under the TFIIP Programme, the objective is to achieve the identified targets by March 2025.

SBI is the lead bank in the district. The % achievement in Operative CASA (Current Account Savings Account) per lakh population as on Feb'25 is 97% of the target. PMJJBY enrolment achievement as on Feb 2025 is 85% of the target. The PMSBY enrolment and APY registration as on Feb'25 is 50% and 39% of the target respectively.



Agenda 6: RSETI

i) Performance of Rural Self-Employment Institute (RSETI)

The performance of 3 RSETIs in the State was presented to House. Under Annual Action Plan (AAP) for RSETIs, training target of 3085 beneficiaries was given to these 3 RSETIs. RSETIs could achieve 86% of the training target during FY 2024-25. Further, settlement achievement for 3 RSETIs is 77% as against prescribed norms of 70% and credit linkage achievement is 64% as against prescribed norms of 50%.

ii) Setting up of 5 new RSETIs

PNB has been allotted to open 3 RSETIs at Bishnupur, Imphal East and Tamenglong district. Land has been identified at Bishnupur and Tamenglong for RSETI but still not allotted to the bank. For Imphal East land is still not identified and allotted to the bank. Shri Ashok Chandra, MD, PNB assured to review the status and reiterated full support for this cause.

SBI has been allotted Ukhrul and Chandel Districts. However, land has not been allotted to the bank till date. For RSETIs opened by SBI in Imphal West and Senapati, allotment of land for permanent campus is still under process. Chief Secretary has assured SBI to take up this matter with the concerned DC and arrange for allotment of land at an early date.

Agenda 7: Review of Implementation of Relief to Loan Borrowers on Account of Riots and Disturbances in Manipur since 3rd May, 2023

The House was informed about relief measures by way of restructuring, extended to loan borrowers who were affected by riots and disturbances. 36,079 number of accounts amounting to 1,26,714.00 were restructured by banks.

Shri Vinay M Tonse, MD, SBI stated that SBI has been making efforts and performing strongly. But he assured that he would discuss with his team on how to bridge the existing gaps. He further added that SBI being Convenor has added responsibility and requested all banks to pitch in in the banking services.

Shri Ashok Chandra, MD, PNB also stated that PNB bank has done well in certain areas and will review the gaps and submit compliance to Chief Secretary.

Thereafter, Shri M. Nagaraju, Secretary, DFS, Government of India gave his observation and remarks as under:

- In Banking infrastructure, Manipur lags behind national and NE averages. He urged all member banks to open more branches and BCs to reach NE average. Member Banks should give priority to open branches in all unbanked blocks & districts in the State.
- He observed that while the Credit-Deposit (CD) ratio of the State is currently satisfactory, there has been QoQ decline. He emphasized the need for special attention to districts such as Jiribam and Pherzawl, where the CD ratio remains particularly low.
- In Agriculture sector, the ACP achievement level is quite low considering the potential in the State.
- In Govt. Sponsored Scheme, the Member Banks performance in the State is not up to the mark especially, Public Sector Banks.



- In PM Vishwakarma, he pointed out that only 14% of applications were sanctioned. He urged all banks, especially PSBs, to improve their performance.
- Under PMEGP and PMFME, he asked banks about the reason, or any major impediments faced by banks. Further, he appreciated SBI, Indian Bank, BOM and IOB performance in PM SURYAGHAR but pointed out that major banks like PNB, BOB, Canara, Central Bank have Nil sanction under the scheme which needed improvement.
- He urged SBI to examine the feasibility of setting up a good premium office in Imphal.
- He noted that certain bank branches in the State are not functioning at full capacity. He advised that all branches must be made fully functional without exception.
- He observed that the opening of five RSETIs in the State is still pending. He requested PNB and SBI to coordinate with the respective district administrations and ensure these centers are made functional at the earliest.

The meeting ended with vote of thanks from Shri Amit Ranjan, DGM, SLBC, SBI, LHO, Guwahati to the Chair.



(Prashant Kumar Singh)
Chief Secretary.
Government of Manipur

**PARTICIPANTS OF 82th SLBC MEETING FOR MARCH QUARTER 2025,
HELD ON 16.05.2025 AT 5 PM**

CENTRAL & STATE Govt. OFFICIAL

SL. No.	Name of Participants	Department/ Disignation	Contact No.
1	Shri M. Nagaraju, IAS	Secretary, DFS, Government of India	
2	Shri Prashant Kumar Singh, IAS	Chief Secretary, Government of Manipur	
3	Shri Ashutosh Kumar Singh	ADGP, Manipur	
4	Shri Anurag Bajpai	Addl. Chief Secretary	
5	N. Bandana Devi, IAS	Secy/SLEE & MSRLM, SMD	8794104640
6	Thaitheuilung Pamei, IAS	Comm. (Horti.)	8794762248
7	Arun Kumar Singh, IAS	Principal Secy. (Agri., Horti., Fisheries)	
8	Michal Achom	Sec (Vety & AH)	
9	Yumnam Robita	TCI/ Dir.	9436030354
10	H Balkrishna Singh	RD & PR, JS	9612811923
11	N Khede Singh	Secy(LR)	98307977757
12	Dr. N Saratchandra Singh	N.O. Vety.& AH	7005814280
13	Y Koireng	Horticulture, Joint Dir.	9612811846
14	L Jayarani	Addl. Dir. Fisheries	9615435858
15	Anna Arambam	Director Social Welfare	8794344875
16	T. Chingthangkomba	DD/DIF	9366248931
17	Dr. RK Tombisana Singh	Planing, Joint Dir.	9436892253
18	M. Kapajit Singh	MAHUD, Jt. Dir	7005622996
19	N. Ashakiran Singh	DIT/ Information Officer	7085055194
20	Pravakaran Ningombam	DIF. RA	9612721352
21	K Bona Devi	DIF, RA	9612721352
22	Kh. Bobby Singh	COO-Skill, MSRLM	8794708088
23	Kh Phulindro Singh	O/C Imphal	9436025455
24	Yumnam Netaji	UDAAN EXE	8014170297

RBI& NABARD OFICIAL

SL. No.	Name of Participants	Department/ Disignation	Contact No.
1	N. Shridhar	GM & OIC, RBI Imphal	
2	Bendang Aier	NABARD, DGM	9862092197
3	Ratan Mani Singh	NABARD, AGM	9862107858
4	Th. Kiran Singh	NABARD, AGM	961207858

BANK OFFICIAL			
SL. No.	Name of Participants	Department/ Disignation	Contact No.
1	Viney Kumar	ZM, Guwahati	9147004880
2	Manaji Chakraborti	PNB, Circle Head	9601856000
3	Bidyarani Ayekpam	MSCB, MD	8416873821
4	Longjam Bishwas Meitei	PSB, Sr. Manager	8130805299
5	Shantoshi Chingshubam	NESFB, ZBM	9774558087
6	Oinam Khogendro Singh	BOI, Senior Manager	7479102026
7	Y. Ibochou Singh	PNB, LDM, I/E, Bish., Noney, & Tengnouipal	7005270481
8	ST Kishore	Bandhan Bank	8837403934
9	Ng. Gopeshor Singh	HDFC, Cluster Head	8974805384
10	Larani Kamei	Axis Bank, Cluster Head	8974805384
11	Ashish Kumar	Indian Bank, Chief Manager	8942998882
12	Soubam Pinaki	BOI, SBM	9366973157
13	Seityabarta	ICICI, RH Sales	7085208415
14	L Angouba Singh	MSCB Ltd, DGM	9863314061
15	Ksh Dilip Kumar	RD&PR	9774773997
16	A. Vibek	MRB, Asst. Manager	7005611500
17	Y Dhanajit	MRB, Asst. Manager	8794258599
18	Mayur Agarwal	RBI, Manager	8989892802
19	Medarshim Charanya	IDBI, Manager	8787414816
20	Devjit Kshetrimayum	Indusind Bank	9612951046
21	Sh Ranjit Singh	MRB, GM	9862405874
22	YS Themyo	Canara Bank, Sr. manager	8257087344
23	M Bireshkumar Singh	APBL, ZM	9862049127
24	Kshetrimayum Deepak	PNB, Sr. Manager	8837001565
25	Kh Roger	Union Bank Of India, AM	8131851601
26	W Birendra	PNB, LDM, UKL, Jiri, Kamjong & Tamenglong	7085055752
27	Ravi kumar	PNB, LDM I/E CM	7889601698
28	P Premenanda Singh	CBI, Chief Manager	9402880245
29	P Jugindro Singh	UIIC, SBM	7005954082
30	W Labinchandra Singh	IPPB, Execdutive	9366175682
31	Y deband Singh	RSETI I/W, Director	967808445
32	M Kenedi Singh	PSB, Dy Zonal Manayer	9707311100
33	Pritesh Nath	NESFB, Business Head	9864095704
34	Nejolata Haobijam	BOB, Chief Manager	9862854343
35	Ratan Laishram	BOB, Sr. Manager	7990424101
36	Moses Golmei	BOM, Sr. Manager	9436811946
37	K Depujit	OIC, Br Manager	7005681108
38	Ranreingam Horam	IOB, Manager	7814525323
39	Th. Bonny Singh	ICICI, Regional Head	7085014533
40	W. Premjit Singh	Sr. manager, UCO Bank	8415929298
41	Khayaongam	NIACL, SBM	9954534388
42	Timothy Kamei	NICL, Area Manager	8404050166
43	Ramananda Elangbam	BAICL, Branch Head	9810338037

CONVENOR BANK OFFICIAL			
SL. No.	Name of Participants	Department/ Disignation	Contact No.
1	Druba Charan Bal	GM, SBI, LHO Guwahati	
2	Amit Ranjan	DGM, SLBC, SBI, LHO Guwahati	
3	Samir Kant Jha	DGM, SBI, AO, Shillong	
4	Kh Okendra Singh	Regional Manager, SBI, Impahl	9436033962
5	N Kangba	SBI, Coordinator SLBC Manipur	8974037411
6	A Altias	SBI, LDM Chandel& Kakching	7005389821
7	Pritameshwor Meitei, Samom	SBI, Chief Manager	7085057170
8	Henry	SBI, Chief Manager	9883033848
9	Dr. Meitram Uttam Luwang	SBI, LDM, Thoubal & Imphal West	9485435606
10	Th Rameshwor Singh	SBI, Sr. Associate	9862222382

Officials Attended Through VC

Sl. No.	Display Name	Connection Type
1	Abhay chairman MRB	Mobile app
2	BANDHAN BANK	Mobile app
3	BANK OF IN	Web app
4	Board PNB	Web app
5	BOM GUWAHATI ZO	Web app
6	DC Jiribam	Web app
7	DC Bishnupur	Web app
8	DC Chandel	Mobile app
9	DC churachandpur	Desktop app
10	dc kakching	Desktop app
11	DC Kamjong	Desktop app
12	DC Kangpokpi	Desktop app
13	DC Noney	Web app
14	DC Pherzawl	Desktop app
15	DC SPT	Desktop app
16	DC Tengnoupal	Web app
17	DC Thoubal	Web app
18	DC TML	Web app
19	DC_SP IMPHAL EAST	Desktop app
20	DDM Churachandpur	Mobile app
21	Department of Financial Service	Other app
22	General Manager Bank of Barod	Desktop app
23	Guwahati Region	Mobile app
24	IE	Mobile app
25	IOB GUWAHTI RO	Desktop app
26	Kaushik sarma , HDFC Bank	Mobile app
27	LDM Senapati	Mobile app
28	LHO - GUWAHATI CIRCLE	Desktop app
29	MD SBI	Other app
30	MD-RB&O CONFERENCE ROOM	Desktop app
31	Partha Mandal	Mobile app
32	PRADEEP K S. SLBC KERALA CON	Mobile app
33	Priority Sector Dept. BOB	Mobile app
34	Rakesh Das Axis Bank	Mobile app
35	SILCHAR RO	Mobile app
36	Thuamzamong Tunglut	Mobile app
37	UBI JORHAT	Mobile app
38	ZM Agartala UCO BANK	Mobile app
39	ZM Bank Of Maharashtra Guwah	Other app